



CE Made in Italy

WARRANTY
5
YEARS

OIL CATALOGUE
No. E14/LO

TECHNOLOGY FOR FLUIDYNAMICS



OUR STRENGTHS

The widest range of technology for fluidynamics designed to meet all the needs of our clients with cutting-edge solutions, even the most specific.

The quality, reliability and design that have always distinguished the Ecodora brand in the global market.

A technical service before and after sales to recommend the most suitable product according to the customer's needs as well as to provide support to the end users.

OUR GOALS

To develop a long lasting cooperation with our customers by listening to their needs and their expectations.

To meet every user's need by offering only high quality products.

The complete range of our products is presented in the following catalogues:

- HOSE REELS CATALOGUE No. E14/A1
- HOSE REELS CATALOGUE No. E14/A2
- HOSE REELS CATALOGUE No. E14/A3
- MANUAL HOSE REELS CATALOGUE No. E15/AM
- CABLE REELS CATALOGUE No. E15/AE
- AISI 316 STAINLESS STEEL HOSE REELS CATALOGUE No. E15/AA
- GREASE CATALOGUE No. E14/LG
- DIAPHRAGM PUMPS CATALOGUE No. 2015/M
- DIAPHRAGM PUMPS ENTIRELY IN POLYPROPYLENE CATALOGUE No. E15/PPB
- DIGITAL METER AND PULSER
- FLUID CONTROL SYSTEM
- RAM HOISTS CATALOGUE No. E15/SP

Download from our website or ask to the sales dept



HELP THE NATURE

Packaging contains, depending on the articles, one or more of the following materials; they must be recycled in accordance with current regulations in the country of use.

cardboard • polyethylene sack • polystyrene • paper • wood • nails
plastic strap • cellophane • clips • gummed paper



www.ecodora.com
info@ecodora.com

CE Made in Italy

Index Families



**BRAKE BLEEDER - PRESSURE SPRAYERS -
WASHING TANK - TYRE INFLATOR**

from page **4** to **9**



WASTE OIL SUCTION DRAINERS

from page **10** to **23**



MANUAL OIL PUMPS

from page **24** to **25**



OIL PUMPS AND ACCESSORIES

from page **26** to **67**

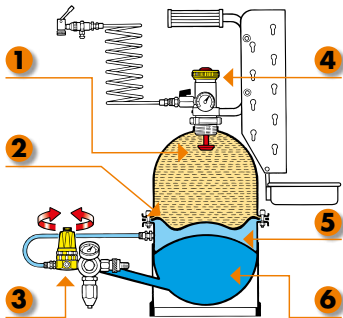


TROLLEYS AND SERVICE COLUMNS

from page **68** to **76**



BRAKE-BLEEDING SECTION



BRAKE-CLUTCH BLEEDING EQUIPMENT WITH 3 CHAMBERS

P/N OE10705

Three-chamber brake-clutch bleeding device, complete with:

► P/N OE10801 two collection containers ► filler funnel

No.1 packing m³ 0,065 kg 10,2

OVERALL DIMENSIONS P:450 H:650 L:250 mm

P/N OE10805

Three-chamber brake-clutch bleeding device, complete with:

► P/N OE11001 set of plugs ► P/N OE10802 clutch bleeding tube ► P/N OE10801 two collection containers ► filler funnel

No.1 packing m³ 0,065 kg 11,2

OVERALL DIMENSIONS P:450 H:650 L:250 mm

P/N OE10807

Three-chamber brake-clutch bleeding device, complete with:

► P/N OE11004 set of plugs ► P/N OE10802 clutch bleeding tube ► P/N OE10801 two collection containers ► filler funnel

No.1 packing m³ 0,065 kg 11,4

OVERALL DIMENSIONS P:450 H:650 L:250 mm

P/N		OE10705	OE10805	OE10807
Tank capacity	litres	5	5	5
Max working pressure	bar	2	2	2
Tank max pressure	bar	10	10	10
Delivery hose length	m	3	3	3
Safety valve	bar	10	10	10

The brake-bleeding device is equipped with an elastic inner membrane (2), which hermetically separates the oil contained in the oil tank (1), from the air contained in the air "expansion" tank (5) thus avoiding the risk of emulsion. It is also equipped with a third air reserve tank (high pressure air 8-10 bar) (6) which, delivered by means of a pressure regulator (3), enables several bleeding operations to be carried out at a constant pressure without having to recharge the device. The oil tank filler cap is equipped with a "reserve indicator" that signals when the fluid is finishing, and an air venting valve (4) to be used in the device activation phase.

STANDARD SCREW CONNECTION PLUGS

P/N OE11001

Series of standard screw connection plugs, supplied with P/N OE10805, complete with:

► 5 screw plugs: OE11000/A/D/F/I/T

► 1 universal plug OE11000/W

⚠ The above plugs can also be supplied individually. The universal plug OE11000/W can be used for many kind of cars and trucks

SPECIAL SCREW CONNECTION PLUGS

P/N OE11002

Series of special screw connection plugs, consisting of:

OE11000/B/C/E/G/H/K/L/M/P/R/U/X/Y/Z

⚠ The series of special plugs is only supplied by request

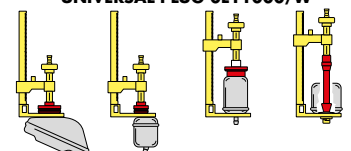
UNIVERSAL PLUG W

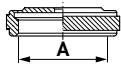
P/N OE11000/W

Universal plug W with 3 tapered plugs:

- 1) ø 20 mm
- 2) ø 28 mm
- 3) ø 45 mm

APPLICATION EXAMPLES OF UNIVERSAL PLUG OE11000/W





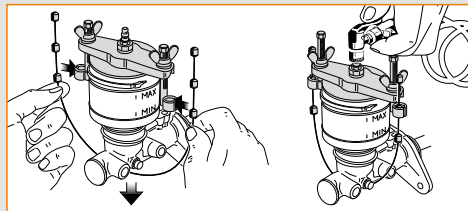
LIST OF SCREW PLUGS SUPPLIABLE INDIVIDUALLY

P/N OE1 1000/A	Diameter (A) mm 25
P/N OE1 1000/B	Diameter (A) mm 21,5
P/N OE1 1000/C	Diameter (A) mm 26,5
P/N OE1 1000/D	Diameter (A) mm 43
P/N OE1 1000/E	Diameter (A) mm 48
P/N OE1 1000/F	Diameter (A) mm 52,5
P/N OE1 1000/G	Diameter (A) mm 64
P/N OE1 1000/H	Diameter (A) mm 41,5
P/N OE1 1000/I	Diameter (A) mm 59
P/N OE1 1000/K	Diameter (A) mm 61,5
P/N OE1 1000/L	Diameter (A) mm 76,5
P/N OE1 1000/M	Diameter (A) mm 68,5
P/N OE1 1000/P	Diameter (A) mm 77
P/N OE1 1000/R	Diameter (A) mm 33,5
P/N OE1 1000/T	Diameter (A) mm 44
P/N OE1 1000/U	Diameter (A) mm 76
P/N OE1 1000/X	Diameter (A) mm 44,5
P/N OE1 1000/Y	Diameter (A) mm 34,5
P/N OE1 1000/Z	Diameter (A) mm 58,5

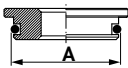


P/N OE1 1004

Adjustable universal bracket (P/N OE1 1003) with series of pressure plugs OE1 1003/1/2/3/4/5/6/7/8/9



APPLICATION EXAMPLE OF UNIVERSAL PRESSURE PLUGS



LIST OF PRESSURE PLUGS SUPPLIABLE INDIVIDUALLY

P/N OE1 1003/1	Diameter (A) mm 42,2 - 42,5
P/N OE1 1003/2	Diameter (A) mm 42,8
P/N OE1 1003/3	Diameter (A) mm 53,8 - 54
P/N OE1 1003/4	Diameter (A) mm 56
P/N OE1 1003/5	Diameter (A) mm 65,7
P/N OE1 1003/6	Diameter (A) mm 74,2
P/N OE1 1003/7	Diameter (A) mm 58,8
P/N OE1 1003/8	Diameter (A) mm 33,7
P/N OE1 1003/9	Diameter (A) mm 35,8



P/N OE1 1003

Adjustable universal bracket for pressure plugs



P/N OE10801

Brake fluid collection containers, complete with transparent tube and 90° flexible attachment for connection to the bleeder valve



P/N OE10802

Clutch bleeding connection tube, length 600 mm

NON-TOXIC PRESSURE SPRAYERS

P/N OE22017

Portable pressure sprayer with 16-litre tank, equipped with:

- ▶ level gauge ▶ P/N OE24805 spray gun ▶ P/N OE24801 spray nozzle
- ▶ P/N OE24891 antispash funnel

No.1 packing m³ 0,080 kg 9,8

OVERALL DIMENSIONS P H L P:255 H:950 L:225 mm

P/N OE22024

Wheel-mounted pressure sprayer with 24-litre tank, equipped with:

- ▶ level gauge ▶ P/N OE24805 spray gun ▶ P/N OE24801 spray nozzle
- ▶ P/N OE24891 antispash funnel

No.1 packing m³ 0,090 kg 13

OVERALL DIMENSIONS P H L P:280 H:920 L:330 mm



P/N		OE22017	OE23024
Tank capacity	litres	16	24
Delivery hose length	m	5	5
Max working pressure	bar	10	8
Gun length	m	0,65	0,65
Safety valve	bar	10	8

STAINLESS STEEL NON-TOXIC PRESSURE SPRAYERS

P/N OE23024

Painted stainless steel wheel-mounted pressure sprayer with 24-litre tank, equipped with:

- ▶ level gauge ▶ P/N OE24806 spray gun ▶ P/N OE24801 spray nozzle
- ▶ P/N OE24891 antispash funnel

No.1 packing m³ 0,090 kg 12,8

OVERALL DIMENSIONS P H L P:280 H:920 L:330 mm

P/N OE23025

Stainless steel wheel-mounted pressure sprayer with 24-litre electro-polished tank, equipped with: ▶ level gauge ▶ P/N OE24806 spray gun ▶ P/N OE24801 spray nozzle ▶ P/N OE24891 antispash funnel

No.1 packing m³ 0,090 kg 12,8

OVERALL DIMENSIONS P H L P:280 H:920 L:330 mm



P/N		OE23024	OE23025
Tank capacity	litres	24	24
Delivery hose length	m	5	5
Max working pressure	bar	8	8
Gun length	m	0,65	0,65
Safety valve	bar	8	8

P/N OE24891

Funnel with antispash rim to prevent the liquid from spilling out when filling the tank



P/N OE24804

Standard spray gun with NBR seals

P/N OE24805

Standard spray gun with EPDM seals

P/N OE24806

Stainless steel spray gun with EPDM seals

P/N OE24807

Stainless steel spray gun with NBR seals



P/N OE24801

Standard spray nozzle (equipped with filter) with delivery of approx 1 - 1,5 l/min - in brass



⚠ The above items must not be used with flammable fluids. The fluid must be compatible with materials of the pressure sprayer

WASHING TANK

P/N OE70365

Universal washing tank with removable cover fitted on the 65-litre wheel-mounted tank.

Two spare brushes P/N OE70809 are supplied with the washing tank

No.2 packing m³ 0,290 kg 47,1

OVERALL DIMENSIONS P: 510 H: 1070 L: 670 mm



P/N		OE70365
Tank capacity	litres	65
Washing tank capacity	litres	50
Max working pressure	bar	0,5
Required quantity of liquid	litres	50
Max blowing gun pressure	bar	12

HOW TO USE

	<p>For correct use, add 48 - 52 litres of detergent liquid</p>	<p>The pneumatic system works at low pressure 0,5 bar, consuming very little air</p>
	<p>Washing with brush with continuous liquid flow</p>	<p>Dip washing with parts placed in the tank</p>
	<p>Brush or dip wash management unit</p>	<p>Decanting filter/screen</p>



P/N OE70809

Knurled bristle brush for facilitating removal of dirt

⚠ The above items must not be used with flammable fluids. The fluid must be compatible with materials of the washing tank

PORTABLE TYRE INFLATOR

P/N OE52013

Type-approved automatic charging tyre inflator with 13-litre tank equipped with:

- ▶ pressure gauge ø 80 mm EEC approval certificate
- ▶ P/N OE52020 automatic charger

No.1 packing m³ 0,088 kg 8,8 OVERALL DIMENSIONS P:310 H:750 L:310 mm



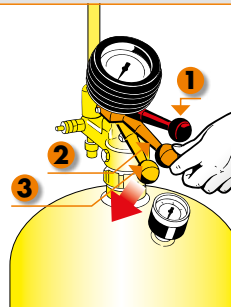
P/N OE52020

Automatic charger for tyre inflator supplied with P/N OE52013

HOW TO USE

The tyre inflation and deflating operations are done with single 3-position lever

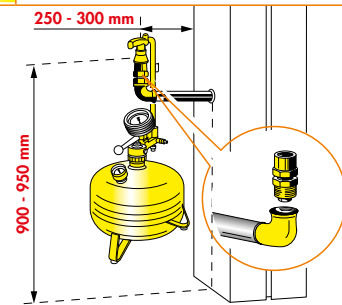
- 1 IDLE
- 2 DEFLATION
- 3 INFLATION



Tyre pressure control and/or inflation operations are carried out with the inflating gun

INSTALLATION MEASURES for P/N OE52013

In order to have the tyre inflator always ready for use, just place it on the automatic charger as shown in the illustration



P/N OE52015

Standard charging portable tyre inflator with 13-litre equipped with:

- ▶ gun with pressure gauge ø 60 mm **not type approved**

No.1 packing m³ 0,088 kg 6,5 OVERALL DIMENSIONS P:310 H:600 L:310 mm



P/N OE53016

Standard charging wheel-mounted tyre inflator with 13-litre tank equipped with:

- ▶ gun with **type approved** pressure gauge ø 60 mm

No.1 packing m³ 0,088 kg 6,5 OVERALL DIMENSIONS P:310 H:600 L:310 mm



P/N OE52024

Standard charging wheel-mounted tyre inflator with 24-litre tank equipped with:

- ▶ gun with pressure gauge ø 60 mm **not type approved**

No.1 packing m³ 0,090 kg 10 OVERALL DIMENSIONS P:280 H:860 L:330 mm



P/N OE53024

Standard charging wheel-mounted tyre inflator with 24-litre tank equipped with:

- ▶ gun with **type approved** pressure gauge ø 60 mm

No.1 packing m³ 0,090 kg 10 OVERALL DIMENSIONS P:280 H:860 L:330 mm



TYRE INFLATOR HOSE REEL

P/N 0E52010

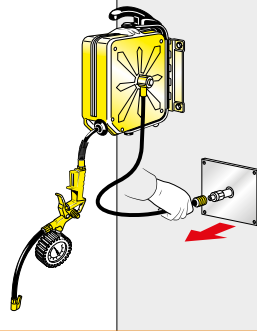
Inflation system comprising: ▶ P/N 260/11 hose reel
▶ inflation gun with pressure gauge ø 60 mm **type approved**
▶ P/N 260/01 bayonet hooking support



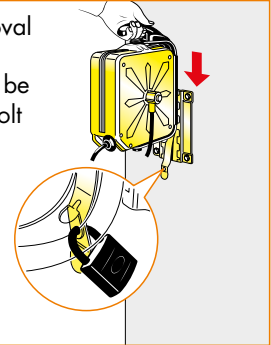
No.1 packing m³ 0,019 kg 6,8 OVERALL DIMENSIONS P: H L P:310 H:390 L:115 mm

ADVANTAGES

Quick and easy hooking on the bayonet bracket and quick connection to compressed air system



To prevent removal or theft of the hose reel it can be locked with a bolt or padlock



The locking pawl enables automatic stopping at the desired length (every 50 cm)

Constant strength spring contained inside the hose reel in hermetic case. Tested to resist up to 25000 cycles

Self-lubricating tube guide rollers

Outlet swivel joint 1/4" F

Adjustable hose-stop

Fluid conveyor joint with internal dimension to assure the best flow. In brass, acetalic resin and seals in Viton®

Robust ABS handle allows to move easily the hose reel


Drum support bushings in self-lubricating material

The pivoting bracket with bayonet hooking, easy to install, allows to remove the hose reel very easily

External cover made in ABS antishock, robust and resistant against strokes

P/N 260/01

Wall bracket with bayonet hooking. The placing of several brackets in the service points allows the hose reel to be easily moved to the various workstations



PIT DRAINER FOR WASTE OIL

P/N OE42059

Pit waste oil drainer, 65 litres equipped with: ► quick-release connector

📦 No.1 packing m³ 0,140 📊 kg 27,3

CONSULT THE OVERALL DIMENSIONS ON THIS PAGE AT THE BOTTOM RIGHT

P/N OE42060

Pit waste oil drainer, 65 litres equipped with: ► hose-holder ø 30

📦 No.1 packing m³ 0,140 📊 kg 28

CONSULT THE OVERALL DIMENSIONS ON THIS PAGE AT THE BOTTOM RIGHT

P/N OE42061

Pit waste oil drainer, 110 litres equipped with: ► quick-release connector

📦 No.1 packing m³ 0,270 📊 kg 54

CONSULT THE OVERALL DIMENSIONS ON THIS PAGE AT THE BOTTOM RIGHT

P/N OE42062

Pit waste oil drainer, 110 litres equipped with: ► hose-holder ø 30

📦 No.1 packing m³ 0,220 📊 kg 40

CONSULT THE OVERALL DIMENSIONS ON THIS PAGE AT THE BOTTOM RIGHT

P/N OE42055

Pit waste oil drainer, 150 litres equipped with: ► quick-release connector

📦 No.1 packing m³ 0,270 📊 kg 53,5

CONSULT THE OVERALL DIMENSIONS ON THIS PAGE AT THE BOTTOM RIGHT


P/N OE42056

Pit waste oil drainer, 150 litres equipped with: ► hose-holder ø 30

📦 No.1 packing m³ 0,270 📊 kg 54

CONSULT THE OVERALL DIMENSIONS ON THIS PAGE AT THE BOTTOM RIGHT

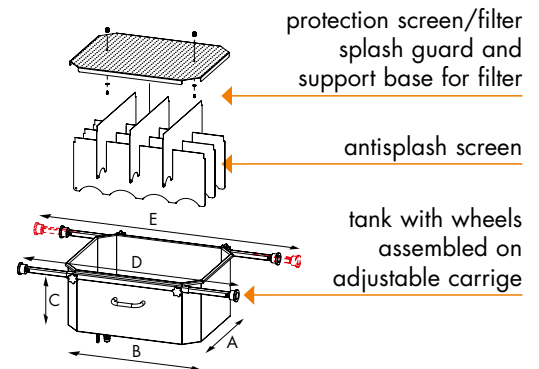
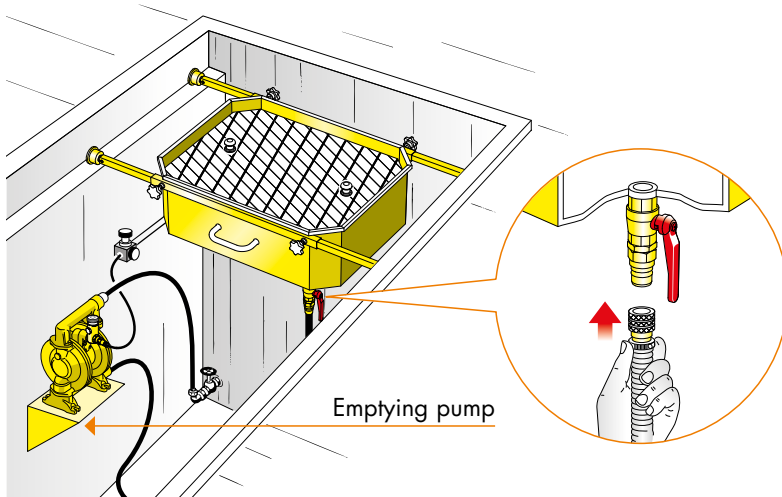
⚠ The above items must not be used with flammable or corrosive fluids



P/N		OE42059	OE42060	OE42061	OE42062	OE42055	OE42056
Tank capacity	litres	65	65	110	110	150	150
Wheels		adjustable carriage	adjustable carriage	adjustable carriage	adjustable carriage	adjustable carriage	adjustable carriage
Emptying		by suction	by gravity	by suction	by gravity	by suction	by gravity
Equipped with		quick-release connector	hose-holder ø 30	quick-release connector	hose-holder ø 30	quick-release connector	hose-holder ø 30

Pouring from the drainer to the tank.

The drained oil can be transferred from the collection bowl to the storage tank by gravity or by using an emptying pump connected to the fixed system



P/N	A	B	C	D	E
OE42059	51	66	22	75	120
OE42060	51	66	22	75	120
OE42061	63,5	79	26,4	84	125
OE42062	63,5	79	26,4	84	125
OE42055	63,5	79	35,7	84	125
OE42056	63,5	79	35,7	84	125

FLOOR DRAINER FOR WASTE OIL

P/N OE42069

Floor waste oil drainer, 50 litres capacity, equipped with: ► **quick-release connector**

No.1 packing m^3 0,140 kg 20,5 OVERALL DIMENSIONS P:630 H:235 L:780 mm



P/N OE42070

Floor waste oil drainer, 50 litres capacity, equipped with: ► **suction tube**

No.1 packing m^3 0,140 kg 21 OVERALL DIMENSIONS P:630 H:235 L:780 mm

P/N OE42072

Floor waste oil drainer, 95 litres capacity, equipped with: ► **quick-release connector**

No.1 packing m^3 0,200 kg 37,5 OVERALL DIMENSIONS P:725 H:200 L:1200 mm



P/N OE42073

Floor waste oil drainer, 95 litres capacity, equipped with: ► **pump P/N OE33070**

No.1 packing m^3 0,200 kg 40 OVERALL DIMENSIONS P:725 H:200 L:1199 mm

P/N OE42075

Floor waste oil drainer, 150 litres capacity, equipped with: ► **quick-release connector**

No.1 packing m^3 0,330 kg 53 OVERALL DIMENSIONS P:742 H:295 L:1238 mm



P/N OE42076

Floor waste oil drainer, 150 litres capacity, equipped with: ► **pump P/N OE33/2011HHV2**

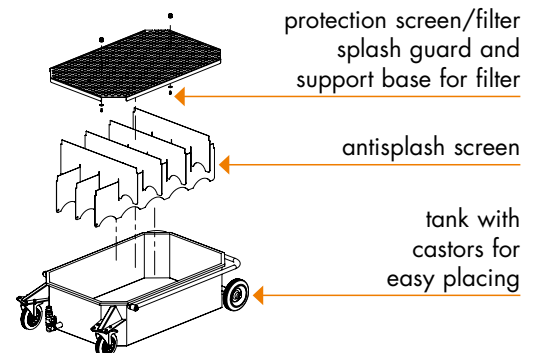
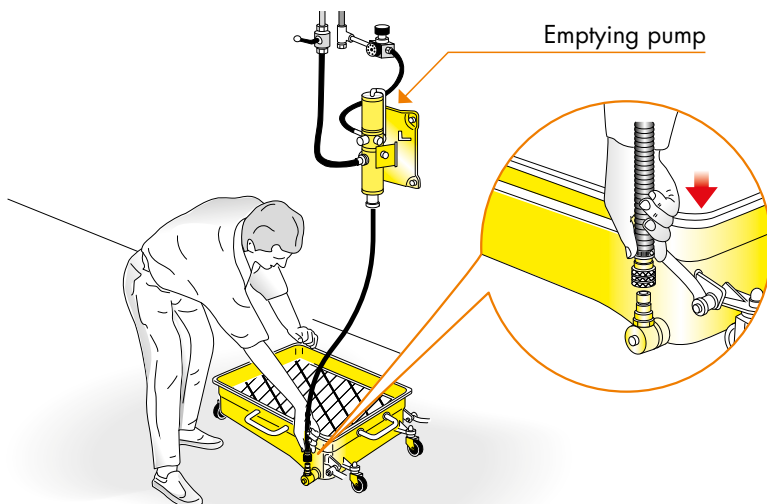
No.1 packing m^3 0,330 kg 61 OVERALL DIMENSIONS P:742 H:295 L:1238 mm

The above items must not be used with flammable or corrosive fluids

P/N		OE42069	OE42070	OE42072	OE42073	OE42075	OE42076
Tank capacity	litres	50	50	95	95	150	150
Wheels		4 castors	4 castors	2 castors + 2 fixed	2 castors + 2 fixed	2 castors + 2 fixed	2 castors + 2 fixed
Emptying		by suction	by suction	by suction	pneumatic	by suction	pneumatic
Equipped with		quick-release connector	suction tube	quick-release connector	pump OE33070	quick-release connector	pump OE33/2011HHV2

Pouring from the drainer to the tank.

The drained oil can be transferred from the collection bowl to the storage tank by suction with the incorporated probe or by an emptying pump connected to the fixed system or mounted directly on the collection basin



WASTE OIL DRAINER FOR DRUM

P/N OE42000

Waste oil drainer for 180 - 220 kg drums, consisting of:

- ▶ P/N OE80200 trolley for 180 - 220 kg
- ▶ collection bowl with oversize funnel
- ▶ antispash screen/filter
- ▶ drum clamping ring

No.2 packing m³ 0,150 kg 29

OVERALL DIMENSIONS P H L P:700 H:1300 L:770 mm

P/N		OE42000
Trolley capacity	litres	180 - 220
Trolley	P/N	OE80200
Bowl capacity	litres	15
Antispash screen		yes
Drum clamping ring		yes

P/N OE42004

Adjustable-oil bowl, consisting of:

- ▶ collection bowl with oversize funnel
- ▶ antispash screen/filter

No.1 packing m³ 0,1 kg 9

OVERALL DIMENSIONS P H L P:580 H:1150 L:580 mm

P/N OE42050

Waste oil drainer for 20 - 60 kg drums, consisting of:

- ▶ P/N OE80050 trolley for 20 - 60 kg
- ▶ collection bowl with oversize funnel
- ▶ antispash screen/filter

No.2 packing m³ 0,120 kg 17

OVERALL DIMENSIONS P H L P:640 H:1200 L:500 mm

P/N		OE42050
Trolley capacity	litres	20 - 60
Trolley	P/N	OE80050
Bowl capacity	litres	15
Antispash screen		yes
Drum clamping ring		yes

⚠ The above items must not be used with flammable, corrosive fluids, fuels or brake fluids



HOW TO USE THE WASTE OIL DRAINER

Oil valve on collection bowl

Height-adjustable ring

Height-adjustable central support

total operating range of bowl 780 mm

∅ bowl 580 mm

In addition to serving as a filter, the antispash screen is also a useful support for draining the filters just changed

Removable oversize funnel

Antispash screen

Adjustable bowl to increase operating range



WASTE OIL GRAVITY DRAINERS

P/N OE42065

Waste oil drainer with wheel-mounted 65-litre tank, equipped with:
 ▶ level gauge ▶ collection bowl with oversize funnel ▶ antisplash screen/filter
 ▶ removable tool tray

No.2 packing m³ 0,270 kg 33

OVERALL DIMENSIONS P:600 H:1270 L:420 mm

P/N OE42090

Waste oil drainer with wheel-mounted 90-litre tank, equipped with:
 ▶ level gauge ▶ collection bowl with oversize funnel ▶ antisplash screen/filter
 ▶ removable tool tray

No.2 packing m³ 0,300 kg 34

OVERALL DIMENSIONS P:640 H:1400 L:420 mm

P/N		OE42065	OE42090
Tank capacity	litres	65	90
Max draining capacity	litres	52	75
Bowl capacity	litres	15	15
Diameter oversize funnel	ø mm	580	580
Length draining hose	m	2	2
Max height	mm	1780	1900
Min height	mm	1270	1400
Max pressure for draining	bar	0,5	0,5



WASTE OIL GRAVITY DRAINERS

P/N OE42066

Waste oil drainer with wheel-mounted 65-litre tank and side bowl, equipped with:
 ▶ level gauge ▶ collection bowl with oversize funnel ▶ antisplash screen/filter
 ▶ removable tool tray

No.2 packing m³ 0,270 kg 33

OVERALL DIMENSIONS P:600 H:1340 L:420 mm

P/N OE42091


Waste oil drainer with wheel-mounted 90-litre tank and side bowl, equipped with:
 ▶ level gauge ▶ collection bowl with oversize funnel ▶ antisplash screen/filter
 ▶ removable tool tray

No.2 packing m³ 0,300 kg 34

OVERALL DIMENSIONS P:640 H:1250 L:420 mm

P/N		OE42066	OE42091
Tank capacity	litres	65	90
Max draining capacity	litres	52	75
Bowl capacity	litres	15	15
Diameter oversize funnel	ø mm	580	580
Length draining hose	m	2	2
Max height	mm	1700	1750
Min height	mm	1250	1340
Max pressure for draining	bar	0,5	0,5

⚠ The above items must not be used with flammable or corrosive fluids



To connect waste oil drainers with emptying kit it is necessary to mount a male quick coupler. Depending on the kind of waste oil drainers (standard, for pit or floor mounted) a different nipple must be used.

PORTABLE WASTE OIL DRAINER (16 - 24 l)

P/N OE43016

Air-operated waste oil drainer with portable 16-litre tank, equipped with:
 ► level gauge ► P/N OE45560 set of probes (refer to page 22)

No.1 packing m³ 0,080 kg 10,5

OVERALL DIMENSIONS P:255 H:845 L:225 mm



P/N OE43024

Air-operated waste oil drainer with wheel-mounted 24-litre tank, equipped with:
 ► level gauge ► P/N OE45560 set of probes (refer to page 22)

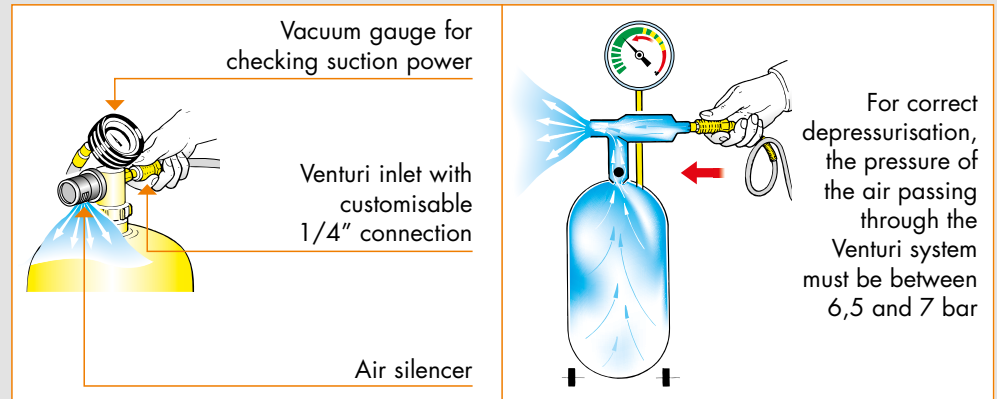
No.1 packing m³ 0,090 kg 13

OVERALL DIMENSIONS P:280 H:920 L:330 mm



P/N		OE43016	OE43024
Tank capacity	litres	16	24
Max draining capacity	litres	13	20
Air pressure for depressurization	bar	6,5 - 7	6,5 - 7
Suction speed at 70°-80°C	l/min	1,5 - 2	1,5 - 2
Total suction capacity	litres	9 - 10	15 - 16
Suction hose	m	2	2

HOW TO USE



STANDARD WASTE OIL DRAINER (65 - 90 l)

P/N OE43060

Air-operated waste oil drainer with wheel-mounted 65-litre tank, equipped with:
 ► level gauge ► removable tool tray
 ► P/N OE45560 set of probes (refer to page 22)

No.2 packing m³ 0,230 kg 26,9

OVERALL DIMENSIONS P:600 H:860 L:420 mm



P/N OE43090

Air-operated waste oil drainer with wheel-mounted 90-litre tank, equipped with:
 ► level gauge ► removable tool tray
 ► P/N OE45560 set of probes (refer to page 22)

No.2 packing m³ 0,250 kg 31,4

OVERALL DIMENSIONS P:640 H:1000 L:420 mm

P/N		OE43060	OE43090
Tank capacity	litres	65	90
Max draining capacity	litres	52	75
Air pressure for depressurization	bar	6,5 - 7	6,5 - 7
Suction speed at 70°-80°C	l/min	1,5 - 2	1,5 - 2
Total suction capacity	litres	43 - 45	60 - 65
Suction hose	m	2	2
Draining hose	m	2	2
Max pressure for draining	bar	0,5	0,5

⚠ The above items must not be used with flammable or corrosive fluids



WASTE OIL DRAINER WITH TRANSPARENT CHAMBER

P/N OE43065

Air-operated oil drainer with transparent prechamber and wheel-mounted 65-litre tank, equipped with: ▶ level gauge ▶ removable tool tray ▶ P/N OE45560 set of probes

No.2 packing m³ 0,230 kg 32,9

OVERALL DIMENSIONS P H L P:600 H:1280 L:420 mm

P/N OE43091

Air-operated oil drainer with transparent prechamber and wheel-mounted 90-litre tank, equipped with: ▶ level gauge ▶ removable tool tray ▶ P/N OE45560 set of probes

No.2 packing m³ 0,225 kg 36

OVERALL DIMENSIONS P H L P:640 H:1400 L:420 mm

P/N		OE43065	OE43091
Tank capacity	litres	65	90
Max draining capacity	litres	52	75
Prechamber capacity	litres	8	8
Depressurization time	min	2	2,5 - 3
Suction speed at 70°-80°C	l/min	1,5 - 2	1,5 - 2
Total suction capacity	litres	43 - 45	60 - 65
Suction hose	m	2	2
Draining hose	m	2	2
Max pressure for draining	bar	0,5	0,5



WASTE OIL SUCTION/GRAVITY DRAINERS

P/N OE44060

Combination air-operated oil suction-drainer with wheel-mounted 65-litre tank, equipped with: ▶ level gauge ▶ side collection bowl ▶ removable tool tray ▶ P/N OE45560 set of probes (refer to page 22)

No.3 packing m³ 0,330 kg 34,6

OVERALL DIMENSIONS P H L P:600 H:1340 L:420 mm

P/N OE44090

Combination air-operated oil suction-drainer with wheel-mounted 90-litre tank, equipped with: ▶ level gauge ▶ side collection bowl ▶ removable tool tray ▶ P/N OE45560 set of probes (refer to page 22)

No.3 packing m³ 0,360 kg 38,2

OVERALL DIMENSIONS P H L P:640 H:1380 L:420 mm

P/N OE44065

Combination air-operated oil suction-drainer with transparent prechamber and wheel-mounted 65-litre tank, equipped with: ▶ level gauge ▶ side collection bowl ▶ removable tool tray ▶ P/N OE45560 set of probes (refer to page 22)

No.3 packing m³ 0,330 kg 38,2

OVERALL DIMENSIONS P H L P:600 H:1530 L:420 mm

P/N OE44091

Combination air-operated oil suction-drainer with transparent prechamber and wheel-mounted 90-litre tank, equipped with: ▶ level gauge ▶ side collection bowl ▶ removable tool tray ▶ P/N OE45560 set of probes (refer to page 22)

No.3 packing m³ 0,360 kg 42,1

OVERALL DIMENSIONS P H L P:640 H:1660 L:420 mm



P/N		OE44060	OE44090	OE44065	OE44091
Tank capacity	litres	65	90	65	90
Max draining capacity	litres	52	75	52	75
Prechamber capacity	litres	-	-	8	8
Depressurization time	min	2	2,5 - 3	2	2,5 - 3
Suction speed at 70°-80°C	l/min	1,5 - 2	1,5 - 2	1,5 - 2	1,5 - 2
Total suction capacity	litres	43 - 45	60 - 65	43 - 45	60 - 65
Suction hose	m	2	2	2	2
Draining hose	m	2	2	2	2
Max height	mm	1750	1880	1750	1880
Max pressure for draining	bar	0,5	0,5	0,5	0,5

⚠ The above items must not be used with flammable or corrosive fluids



PANTOGRAPH WASTE OIL SUCTION AND DRAINERS

P/N OE46064

Universal waste oil drainer with 65-litre tank, equipped with:

- ▶ level gauge ▶ 14-litre collection bowl on cantilever arms ▶ removable tool tray
- ▶ not equipped with suction unit or probes

No.3 packing m³ 0,247 kg 38,2

OVERALL DIMENSIONS P:570 H:1000 L:490 mm

P/N OE46065

Air-operated universal oil suction-drainer with 65-litre tank, equipped with:

- ▶ level gauge ▶ 14-litre collection bowl on cantilever arms ▶ removable tool tray
- ▶ P/N OE45560 set of probes (refer to page 22)

No.4 packing m³ 0,310 kg 42,7

OVERALL DIMENSIONS P:570 H:1000 L:490 mm

P/N		OE46064	OE46065
Tank capacity	litres	65	65
Max draining capacity	litres	52	52
Bowl capacity	litres	14	14
Air pressure for depressurization	bar	-	6,5 - 7
Depressurization time	min	-	2
Noise level	dB	-	75
Suction speed at 70°-80°C	l/min	-	1,5 - 2
Total suction capacity	litres	-	43 - 45
Discharging hose	m	2	2
Suction hose	m	-	2
Max pressure for draining	bar	0,5	0,5

PANTOGRAPH WASTE OIL SUCTION AND DRAINERS

P/N OE46114

Universal waste oil drainer with 115-litre tank, equipped with:

- ▶ level gauge ▶ 14-litre collection bowl on cantilever arms ▶ removable tool tray
- ▶ not equipped with suction unit or probes

No.3 packing m³ 0,360 kg 51

OVERALL DIMENSIONS P:650 H:1500 L:580 mm

P/N OE46115

Air-operated universal oil suction-drainer with 115-litre tank, equipped with:

- ▶ level gauge ▶ 14-litre collection bowl on cantilever arms ▶ removable tool tray
- ▶ P/N OE45560 set of probes (refer to page 22)

No.4 packing m³ 0,420 kg 54

OVERALL DIMENSIONS P:650 H:1500 L:580 mm



P/N		OE46114	OE46115
Tank capacity	litres	115	115
Max draining capacity	litres	97	97
Bowl capacity	litres	14	14
Air pressure for depressurization	bar	-	6,5 - 7
Depressurization time	min	-	3 - 3,5
Noise level	dB	-	75
Suction speed at 70°-80°C	l/min	-	1,5 - 2
Total suction capacity	litres	-	85 - 90
Discharging hose	m	2	2
Suction hose	m	-	2
Max pressure for draining	bar	0,5	0,5

The above items must not be used with flammable or corrosive fluids

PANTOGRAPH WASTE OIL SUCTION AND DRAINERS

P/N OE46116

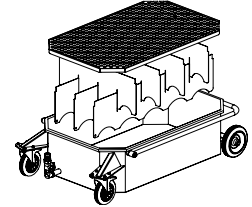
Universal waste oil suction/drainer with transparent prechamber and with wheel-mounted 115-litre tank, equipped with: ▶ level gauge ▶ 14-litre collection bowl on cantilever arms ▶ removable tool tray ▶ P/N OE45560 set of probes (refer to page 22)

No.4 packing m³ 0,420 kg 58

OVERALL DIMENSIONS P:650 H:1500 L:580 mm



P/N		OE46116
Tank capacity	litres	115
Max draining capacity	litres	97
Bowl capacity	litres	14
Air pressure for depressurization	bar	6,5 - 7
Depressurization time	min	3 - 3,5
Noise level	dB	75
Suction speed at 70°-80°C	l/min	1,5 - 2
Total suction capacity	litres	85 - 90
Discharging hose	m	2
Suction hose	m	2
Max pressure for draining	bar	0,5



The tank mounted in all pantograph waste oil drainers is with antisplash filter

PANTOGRAPH WASTE OIL SUCTION AND DRAINERS

P/N OE46215

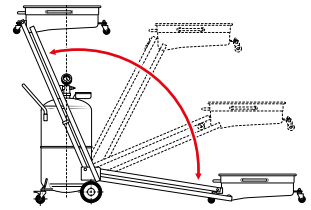
Universal waste oil suction/drainer with wheel-mounted 115-litre tank, equipped with: ▶ level gauge ▶ large 50-litre collection bowl on cantilever arms ▶ removable tool tray ▶ P/N OE45560 set of probes (refer to page 22)

No.4 packing m³ 0,520 kg 68

OVERALL DIMENSIONS P:700 H:1560 L:620 mm

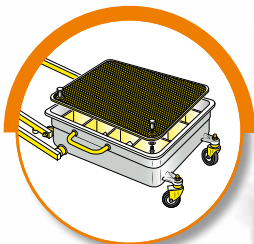


P/N		OE46215
Tank capacity	litres	115
Max draining capacity	litres	97
Bowl capacity	litres	50
Air pressure for depressurization	bar	6,5 - 7
Depressurisation time	min	3 - 3,5
Noise level	dB	75
Suction speed at 70°-80°C	l/min	1,5 - 2
Total suction capacity	litres	85 - 90
Discharging hose	m	2
Suction hose	m	2
Max pressure for draining	bar	0,5

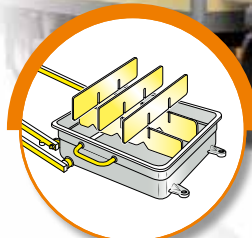


The collection tank can be placed on the floor or raised under an auto lift by means of the cantilever arms

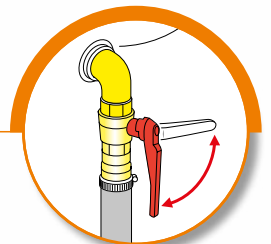
⚠ The above items must not be used with flammable or corrosive fluids



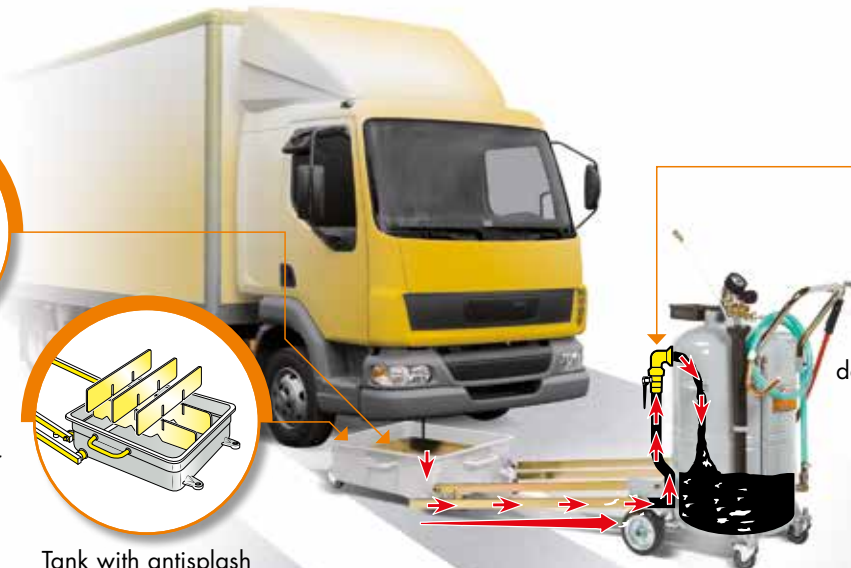
Protection screen/filter splash guard and support base for filter



Tank with antisplash

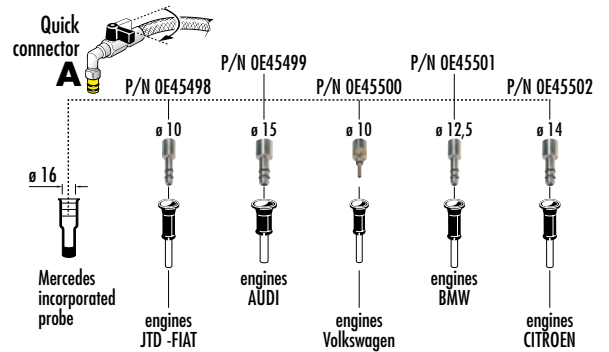
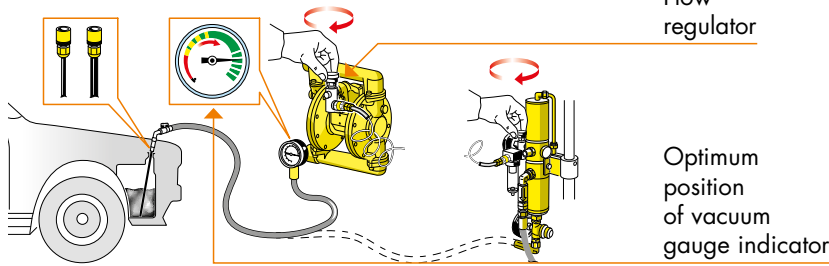


To empty the tank with device already depressurised, open the bowl/tank connection valve and in a few seconds the oil will be sucked in the tank





For correct draining, the pump must operate slowly. To adjust the working speed, operate the flow regulator, "metering" the inlet air feed. Make sure the vacuum gauge indicator is always in the optimum position



SUCTION DRAINER WITH PUMP

P/N OE45100

Drainer with wall-mounted station, operated by pneumatic pump, equipped with:

- ▶ P/N OE33070/A pump with vacuum gauge ▶ P/N OE33115 wall bracket
- ▶ 4 m suction/delivery hoses ▶ P/N OE45570 wall-mounted probe kit
- ▶ P/N OE45560 set of probes ▶ P/N OE45540 probe \varnothing 12 (refer to pag. 22)

📦 No.1 packing m^3 0,056 kg 12,2

P/N OE45300

Drainer-dispenser with wall-mounted station, operated by diaphragm pump 3/4",

- equipped with: ▶ P/N OE33/2011NHHV2 diaphragm pump with vacuum gauge
- ▶ P/N OE33590 wall bracket ▶ 4 m suction/delivery hoses ▶ P/N OE45570 wall-mounted probe kit ▶ P/N OE45560 set of probes ▶ P/N OE45540 probe \varnothing 12 (refer to pag. 22)

📦 No.2 packing m^3 0,070 kg 14

P/N		OE45100	OE45300
Suction pump	P/N	OE33070/A	OE33/2011NHHV2
Max air pressure at pump	bar	6	6
Noise level	dB	81	75
Suction hose	$\varnothing \times m$	1/2" x 4	1/2" x 4
Draining hose	$\varnothing \times m$	1/2" x 4	1/2" x 4
Suction speed at 70°-80°C	l/min	1,5 - 2	1,5 - 2

SUCTION DRAINER WITH PUMP AND HOSE REEL

P/N OE45110

Drainer with wall-mounted station, operated by pneumatic pump, equipped with:

- ▶ P/N OE33070/A pump with vacuum gauge ▶ P/N OE33115 wall bracket
- ▶ P/N 430/41/AS hose reel for suction with 10 m 1/2" hose ▶ 4 m draining hose
- ▶ P/N OE45570 wall-mounted probe kit ▶ P/N OE45560 set of probes (refer to pag. 22)
- ▶ P/N OE45540 probe \varnothing 12 (refer to pag. 22)

📦 No.2 packing m^3 0,116 kg 29,1

P/N OE45310

Drainer-dispenser with wall-mounted station, operated by diaphragm pump Series 3/4",

- equipped with: ▶ P/N OE33/2011NHHV2 diaphragm pump with vacuum gauge
- ▶ P/N OE33590 wall bracket ▶ P/N 430/41/AS hose reel for draining with 10 m 1/2" hose ▶ 4 m draining hose ▶ P/N OE45570 wall-mounted probe kit
- ▶ P/N OE45560 set of probes (refer to pag. 22)
- ▶ P/N OE45540 probe \varnothing 12 (refer to pag. 22)

📦 No.3 packing m^3 0,130 kg 31

P/N		OE45110	OE45310
Suction pump	P/N	OE33070/A	OE33/2011NHHV2
Max air pressure at pump	bar	6	6
Noise level	dB	81	75
Suction hose	$\varnothing \times m$	1/2" x 10	1/2" x 10
Draining hose	$\varnothing \times m$	1/2" x 4	1/2" x 4
Suction speed at 70°-80°C	l/min	1,5 - 2	1,5 - 2

⚠ The above items must not be used with flammable or corrosive fluids



COLUMN MOUNTED SUCTION DRAINER WITH PUMP

P/N OE45111

Column drainer (P/N OE39320) operated by pneumatic pump, equipped with:

- ▶ pump with vacuum gauge P/N OE33070/A
- ▶ wall bracket P/N OE33115
- ▶ hose reel for suction with 10 m 1/2" hose P/N 430/41/AS
- ▶ P/N OE45560 set of probes (refer to pag. 22)
- ▶ P/N OE45540 probe ø 12 (refer to pag. 22)
- ▶ P/N OE45570 wall mounted probe kit

📦 No.3 packing m³ 0,250 📊 kg 75

OVERALL DIMENSIONS P:290 H:2450 L:590 mm

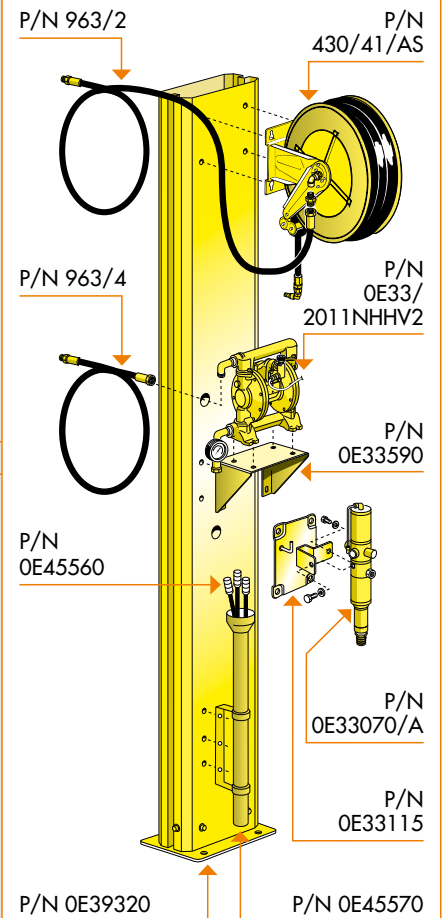

P/N OE45311

Column drainer (P/N OE39320) operated by diaphragm pump Series 1/2", equipped with:

- ▶ pump with vacuum gauge P/N OE33/2011NHHV2
- ▶ wall bracket P/N OE33590
- ▶ hose reel for draining with 10 m 1/2" hose P/N 430/41/AS
- ▶ P/N OE45560 set of probes (refer to pag. 22)
- ▶ P/N OE45540 probe ø 12 (refer to pag. 22)
- ▶ P/N OE45570 wall mounted probe kit

📦 No.4 packing m³ 0,260 📊 kg 77

OVERALL DIMENSIONS P:290 H:2450 L:590 mm



TROLLEY SUCTION DRAINER WITH PUMP

P/N OE45150

Drainer-dispenser, with air pump and wheel-mounted for 30 - 60 Kg drums, equipped with:

- ▶ P/N OE33070/A pump with vacuum gauge
- ▶ P/N OE80050 trolley for drums 30 - 60 kg
- ▶ 2 m suction/delivery hoses
- ▶ P/N OE45560 set of probes (refer to pag. 15)
- ▶ P/N OE45540 probe ø 12 (refer to pag. 22)

📦 No.2 packing m³ 0,80 📊 kg 6819,5

OVERALL DIMENSIONS P:640 H:1000 L:500 mm

P/N OE45180

Drainer-dispenser, with air pump and wheel-mounted for 180 - 220 Kg drums, equipped with:

- ▶ P/N OE33070/A pump with vacuum gauge
- ▶ P/N OE80200 trolley for drums 30 - 60 kg
- ▶ 2 m suction/delivery hoses
- ▶ P/N OE45560 set of probes (refer to pag. 22)
- ▶ P/N OE45540 probe ø 12 (refer to pag. 22)

📦 No.2 packing m³ 0,113 📊 kg 32,1

OVERALL DIMENSIONS P:640 H:870 L:760 mm



P/N		OE45150	OE45180
Suction pump	P/N	OE33070/A	OE33070/A
Max air pressure at pump	bar	6	6
Noise level	dB	81	81
Suction hose	ø x m	1/2" x 2	1/2" x 2
Draining hose	ø x m	1/2" x 2	1/2" x 2
Suction speed at 70°-80°C	l/min	1,5 - 2	1,5 - 2

⚠ The above items must not be used with flammable or corrosive fluids

SUCTION DRAINER-DISPENSERS FOR FUELS

P/N OE45200

Wall-mounted pump for sucking petrol equipped with:

► P/N OE33115 wall bracket ► flow regulator unit ► ground connection 3 m

No.1 packing m³ 0,015 kg 6,2

OVERALL DIMENSIONS P: H: L: P:65 H:360 L:136 mm

P/N OE45250

Drainer operated by air pump, wheel mounted for drums 30 - 60 kg, equipped with:

► P/N OE33070/A pump with vacuum gauge ► P/N OE80050 trolley for drums 30 - 60 kg

► 2 m suction-delivery hoses ► flexible probes ø 8 - 12 ► connections for hose ø 6 - 8 - 10

No.2 packing m³ 0,080 kg 19,5

OVERALL DIMENSIONS P: H: L: P:500 H:1000 L:500 mm

P/N OE45280

Drainer operated by air pump, wheel mounted for drums 180 - 220 kg, equipped with:

► P/N OE33070/A pump with vacuum gauge ► P/N OE80200 trolley for drums 180 - 220 kg

► 2 m suction-delivery hoses ► flexible probes ø 8 - 12 ► connections for hose ø 6 - 8 - 10

No.2 packing m³ 0,113 kg 32,1

OVERALL DIMENSIONS P: H: L: P:760 H:870 L:670 mm

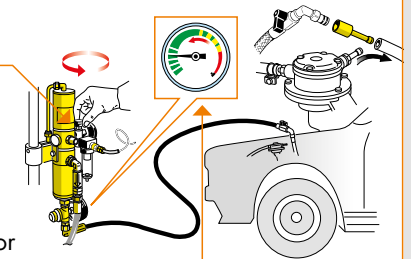
HOW TO USE

For correct draining, the pump must operate slowly.

To adjust the working speed, operate the flow regulator, "metering" the inlet air feed. Make sure the vacuum gauge indicator is always in the optimum position

Flow regulator

Optimum position of vacuum gauge indicator



IN ACCORDANCE WITH DIRECTIVE ATEX II 3G c 100°C (T5)

P/N OE45290

Connection for hose ø 6 mm

P/N OE45291

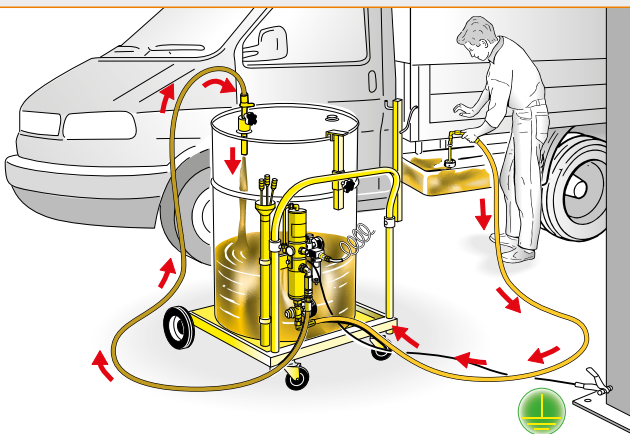
Connection for hose ø 8 mm

P/N OE45292

Connection for hose ø 10 mm



DRAINING PHASE

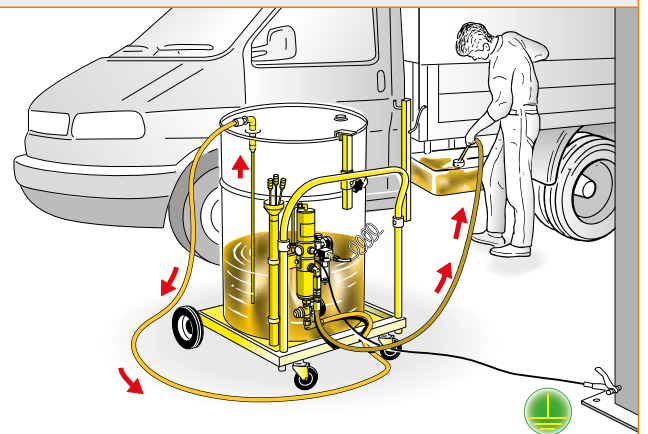


Draining occurs by means of one of the probes supplied.

For fuels use the ø 12 mm flexible probe

⚠ Connect to earth before use

DELIVERY PHASE OF PREVIOUSLY SUCKED LIQUID



Delivery of sucked liquids occurs by reversing the position of the hoses. Insert the suction tube in the container of previously sucked liquid. Insert the draining tube in the container (or tank) just emptied

⚠ Connect to earth before use



DRAINING KIT

P/N OE33125

Wall-mounted draining kit, equipped with: ▶ P/N OE33070 pump R 1:1 - 23 l/min - Viton® seals ▶ P/N OE33115 wall bracket ▶ P/N OE38026 flexible suction hose ▶ P/N OE37803 air inlet flow regulator

📦 No.1 packing m³ 0,029 📊 kg 8,4

P/N (with Viton® seals)		OE33125
Ratio		1:1
Flow rate	l/min	23
Pump	P/N	OE33070
Flexible suction tube 2 m	P/N	OE38026
Air inlet flow regulator	P/N	OE37803
Wall bracket	P/N	OE33115



DRAINING KIT

P/N OE33550

Wall-mounted draining kit, equipped with: ▶ P/N OE33/2011NHHV2 diaphragm pump S. 340-AB - NBR seals ▶ P/N OE33590 wall bracket ▶ P/N OE38026 flexible suction hose ▶ P/N OE37803 air inlet flow regulator

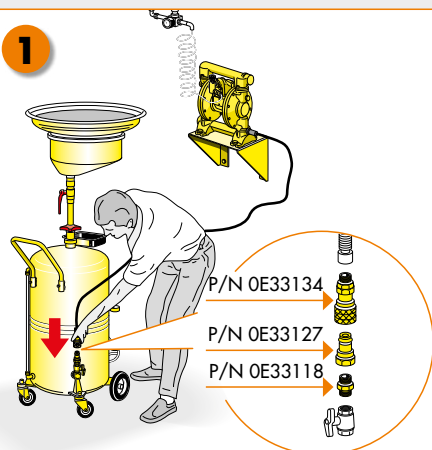
📦 No.1 packing m³ 0,030 📊 kg 14

P/N (with NBR seals)		OE33550
Ratio		1:1
Flow rate	l/min	70
Pump	P/N	OE33/2011NHHV2
Flexible suction tube 2 m	P/N	OE38026
Air inlet flow regulator	P/N	OE37803
Wall bracket	P/N	OE33590

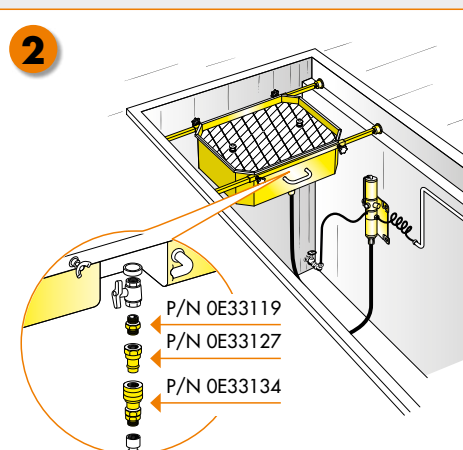
P/N OE33134

Male quick connector with check valve, thread M 1" BSP, composed by female quick connector P/N OE33126 and nipple P/N OE33119

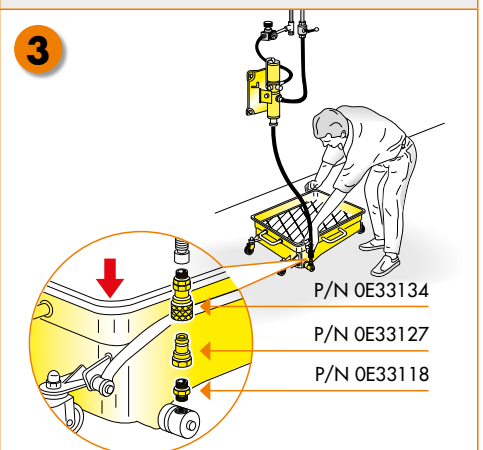
STANDARD WASTE OIL DRAINER



PIT WASTE OIL DRAINER



FLOOR WASTE OIL DRAINER



To connect waste oil drainers with above mentioned emptying kit it is necessary to mount a male quick coupler.

Depending on the kind of waste oil drainers (standard, for pit or floor mounted) a different nipple must be used as shown in the examples (Pic. 1 - 2 - 3).

STANDARD PROBES SERIES

P/N OE45560 consisting of:

- ▶ P/N OE45504 flexible probe \varnothing 5 mm - length 700 mm
- ▶ P/N OE45505 rigid probe \varnothing 5 mm - length 700 mm
- ▶ P/N OE45506 flexible probe \varnothing 6 mm - length 700 mm
- ▶ P/N OE45516 rigid probe \varnothing 6 mm - length 700 mm
- ▶ P/N OE45517 flexible probe \varnothing 7 mm - length 1000 mm
- ▶ P/N OE45518 flexible probe \varnothing 8 mm - length 700 mm
- ▶ P/N OE45500 connection for incorporated probes Volkswagen
- ▶ P/N OE45501 connection for incorporated probes BMW
- ▶ P/N OE45502 connection for incorporated probes Citroen

⚠ The probes can be supplied separately

CONNECTORS FOR INCORPORATED PROBES

For Mercedes cars connect the quick-release connector A of the oil drainer directly to the probe incorporated in the engine

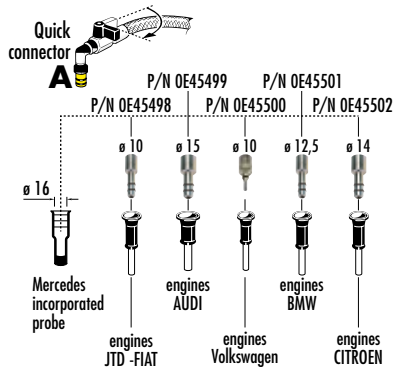
P/N OE45498 for JTD - Fiat - Alfa Romeo - Lancia

P/N OE45499 for Audi

P/N OE45500 for Volkswagen

P/N OE45501 for BMW

P/N OE45502 for Citroen



PROBES SUPPLIED BY REQUEST

P/N OE45515 flexible probe \varnothing 5 mm - length 1000 mm

P/N OE45526 flexible probe \varnothing 6 mm - length 1500 mm

P/N OE45527 flexible probe \varnothing 7 mm - length 1500 mm

P/N OE45528 flexible probe \varnothing 7 mm - length 2000 mm

P/N OE45538 flexible probe \varnothing 8 mm - length 1500 mm
for suction in trucks

P/N OE45539 flexible probe \varnothing 8 mm - length 2000 mm


P/N OE45540 special flexible probe \varnothing 12 mm - length 700 mm
for quick suction.

Already supplied with the following articles:
P/N OE45100 - OE45110 - OE45250 - OE45280 -
OE45300 - OE45310

SET OF PROBES WITH CONTAINER

P/N OE45561

Complete set of probes P/N OE45560 wth container P/N OE45570



RIGID PROBE

P/N OE45552


Rigid probe \varnothing 22 mm length 700 mm



WALL-MOUNTED PROBE KIT

P/N OE45570

Wall-mounted probe kit, a handy container for the longest and less-used probes, useful for avoiding having to carry them with the drainer



P/N OE45550

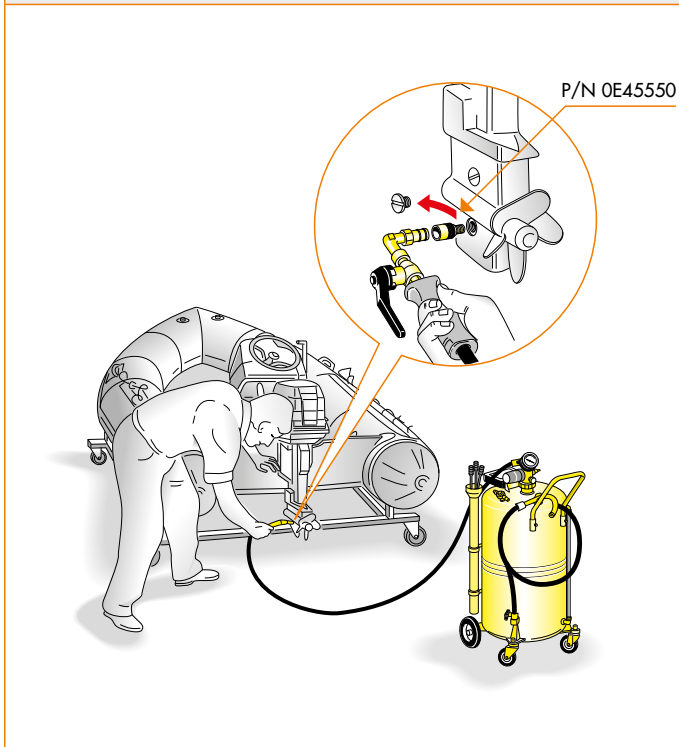
3/8" connection for outboard engines supplied with the drainers for boating

P/N OE45551

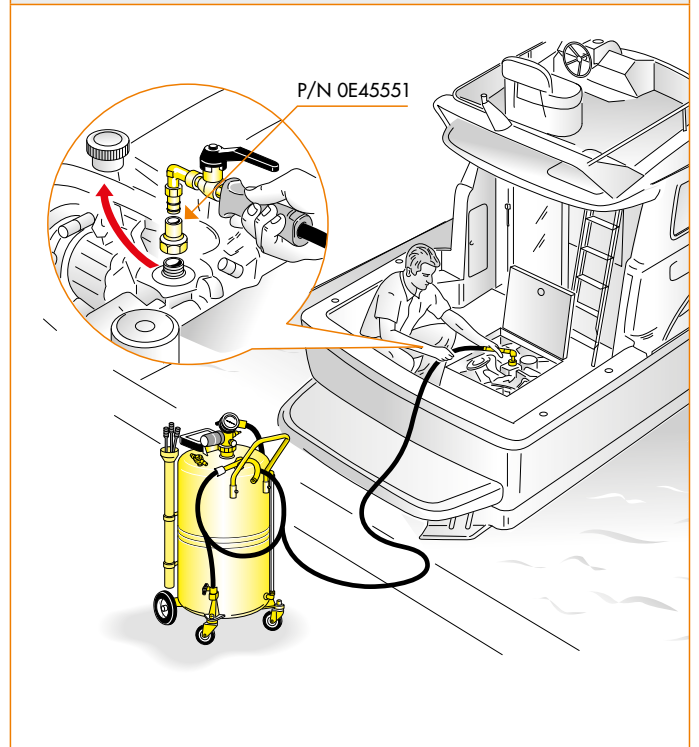
3/4" connection for inboard engines supplied with the drainers for boating



OUTBOARD ENGINE DRAINING



INBOARD ENGINE DRAINING



MANUAL PUMPS FOR OIL AND SIMILAR



P/N OE31200

Single-acting manual pump for drums 50 - 220 kg, with 2 m flexible delivery hose

No.1 packing m³ 0,016 kg 4,2

OVERALL DIMENSIONS P:57 H:1380 L:57 mm

P/N OE31201

Single-acting manual pump for drums 50 - 220 kg, with rigid curved terminal

No.1 packing m³ 0,016 kg 4,0

OVERALL DIMENSIONS P:57 H:1380 L:57 mm

P/N OE30200

Double-acting manual pump for drums 50 - 220 kg, with 2 m flexible delivery hose, complete with fixing ring for drum application

No.1 packing m³ 0,016 kg 4,4

OVERALL DIMENSIONS P:38 H:1150 L:38 mm



P/N OE30050

Double-acting manual pump for drums 30 - 60 kg, with 2 m flexible delivery hose, complete with fixing ring for drum application and trolley P/N OE80050

No.1 packing m³ 0,185 kg 24

OVERALL DIMENSIONS P:460 H:1230 L:500 mm

P/N		OE31200	OE31201	OE30200	OE30050
Suitable for drums	Kg	50 - 220	50 - 220	50 - 220	30 - 60
Structure		fixed	fixed	fixed	wheel mounted
Delivery hose length	m	2	-	2	2
Suction tube length	m	0,7 - 1,04	0,7 - 1,04	0,7 - 1,04	0,7 - 1,04
Quantity deliverable with complete cycle of lever	g	240	240	220	220
Max density oil deliverable	SAE	130	130	240	240

⚠ The above items must not be used with flammable or corrosive fluids

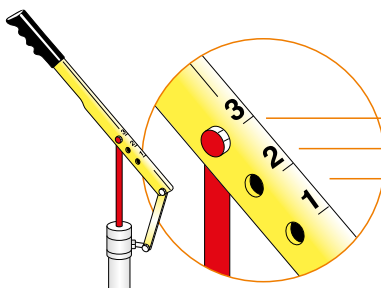

USE SINGLE-ACTING

Single-action occurs when the pumping piston delivers the fluid only in the pumping lever downstroke



USE DOUBLE-ACTING

Double-action occurs when the pumping piston delivers the fluid in its upstroke and downstroke. Double-action delivers the fluid with a continuous and constant flow



Hooking position	Pumping shaft stroke	Compression ratio obtainable	Delivery capacity with complete cycle	Indication of types of oil that can be delivered according to the lever position
n°3	127 mm	1 : 2,2	220 g	SAE W 80/90
n°2	100 mm	1 : 3,6	170 g	SAE W 85/140
n°1	60 mm	1 : 6,9	100 g	SAE 240

The position of lever pivot can be varied (3 hookings) to adapt the pumping force to the viscosity of the oil used



MANUAL OIL DISPENSERS

P/N OE32016 *

Portable manual oil dispenser with 16-litre tank, equipped with:

▶ double-acting manual pump ▶ level gauge ▶ P/N OE24891 antislash funnel

No.1 packing m³ 0,080 kg 10,6 OVERALL DIMENSIONS P:255 H:860 L:225 mm

P/N OE32024 *

Manual oil dispenser with wheel-mounted 24-litre tank, equipped with:

▶ double-acting manual pump ▶ level gauge ▶ P/N OE24891 antislash funnel

No.1 packing m³ 0,090 kg 13,7 OVERALL DIMENSIONS P:280 H:890 L:330 mm

P/N OE32065 *

Manual oil dispenser with wheel-mounted 65-litre tank, equipped with:

▶ double-acting manual pump ▶ level gauge ▶ P/N OE24891 antislash funnel

No.1 packing m³ 0,185 kg 24 OVERALL DIMENSIONS P:600 H:880 L:420 mm

P/N		OE32016	OE32024	OE32065
Tank capacity	litres	16	24	65
Structure		portable	wheel mounted	wheel mounted
Delivery hose length	m	2	2	2
Quantity deliverable with complete cycle of lever	g	220	220	220
Max density oil deliverable	SAE	240	240	240

AIR-OPERATED OIL DISPENSERS

P/N OE33016 *

Portable air-operated oil dispenser 16-litre tank, equipped with:

▶ level gauge ▶ P/N OE24891 antislash funnel ▶ delivery gun with flexible terminal

No.1 packing m³ 0,080 kg 9,9 OVERALL DIMENSIONS P:255 H:860 L:225 mm

P/N OE33024 *

Pneumatic oil dispenser with wheel-mounted 24-litre tank, equipped with:

▶ level gauge ▶ P/N OE24891 antislash funnel

▶ oil control valve with flexible terminal

No.1 packing m³ 0,090 kg 13,1 OVERALL DIMENSIONS P:280 H:890 L:330 mm

P/N		OE33016	OE33024
Tank capacity	litres	16	24
Structure		portable	wheel mounted
Delivery hose length	m	2	2
Gun hose length	m	0,27	0,27
Max density oil deliverable	SAE	130	130



P/N OE24891

Antislash funnel. With antislash rim to prevent the liquid from spilling out when filling the tank

P/N OE32713 *

Digital litre-counter kit with partial and cumulative reading, complete with connection unions. Application between the pump and delivery hose allows the quantity of oil delivered to be controlled

* Do not use with flammable or corrosive liquids

* Not type-approved for public use

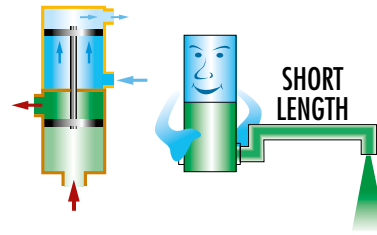
OIL pumps



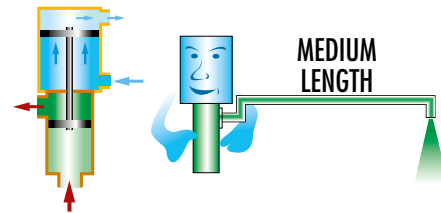
Technology, efficiency and reliability

ECODORA manufactures a wide range of pumps that are leaders in the market. Innovative design combined with high quality materials guarantee high returns of capacity and pressure. There are three families of pumps offered by ECODORA

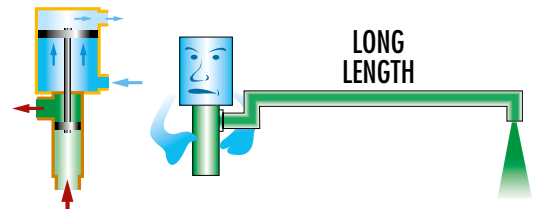
- 1**
- Pumps with ratio 1:1
 - Have low head (power) but high capacity
 - Transfers of low/medium-viscosity fluids



- 2**
- Pumps with ratio 3:1 - 5:1
 - Have medium head (power) and medium capacity
 - Delivery of medium/high-viscosity fluids



- 3**
- Pumps with ratio 7:1 - 9:1 - 11:1 - 12:1
 - Have high head (power) and high capacity
 - Dispensing of medium/high-viscosity fluids



	MODULAR	CUSTOMISABLE 1"	FOR DRUM	FOR TANK
TYPE OF INSTALLATIONS				

Ratio 1:1
Flow rate 35 l/min



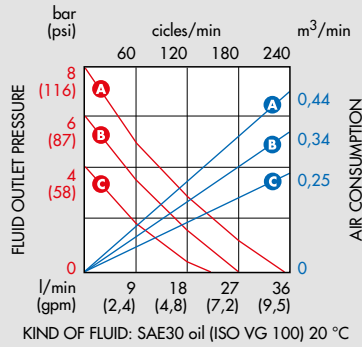
P/N OE26090

P/N OE26094

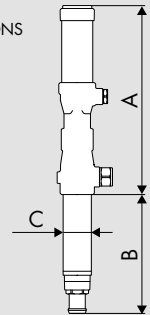
AIR-OPERATED PUMPS FOR TRANSFER OIL AND SIMILAR S. 500

P/N	OE26090	OE26091	OE26093	OE26094
Seals	Viton®			
Compatible fluids	Oil, lubricants and similar			
Suction tube upper body	Aluminum			
Suction tube	Carbon steel			
Air inlet connection	F1/4"G	F1/4"G	F1/4"G	F1/4"G
Fluid outlet connection	F3/4"G	F3/4"G	F3/4"G	F3/4"G
Air working pressure	bar	6 - 8	6 - 8	6 - 8
Average air consumption	l/min	250	250	250
Noise level	dB	81	81	81
Max deliverable oil viscosity	SAE	80	80	80
Bung adaptor	-	OE38051	OE38051	OE38051
Suitable for drums or tank	modular	customisable 1"	for drums 50 - 60 Kg	for drums 180 - 220 Kg
Packing	No.- m ³	1 - 0,010	1 - 0,010	1 - 0,020
Weight	Kg	5,5	6,0	7,2
Dimensions (A x B x C)	mm	332 - 208 - 50	332 - 168 - 50	332 - 740 - 50

PUMP AIR FEEDING PRESSURE
A A 8 bar 116 psi
B B 6 bar 87 psi
C C 4 bar 58 psi



OVERALL DIMENSIONS



Ratio 1:1
Flow rate 23 l/min



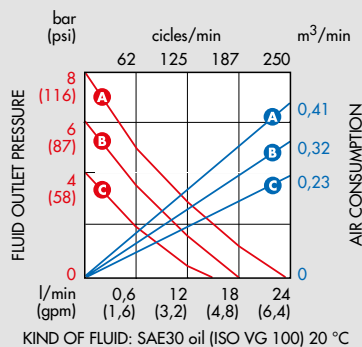
P/N OE33060

P/N OE33096

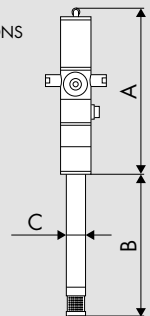
AIR-OPERATED PUMPS FOR TRANSFER OIL AND SIMILAR S. 600

P/N	OE33060	OE33094	OE33096
Seals	Teflon®		
Compatible fluids	Oil, lubricants and similar		
Suction tube upper body	Aluminum		
Suction tube	Carbon steel		
Air inlet connection	F1/4"G	F1/4"G	F1/4"G
Fluid outlet connection	F1/2"G	F1/2"G	F1/2"G
Air working pressure	bar	6 - 8	6 - 8
Average air consumption	l/min	230	230
Noise level	dB	81	81
Max deliverable oil viscosity	SAE	80	80
Bung adaptor	-	-	OE38042 standard
Suitable for drums or tank	modular	for drums 180 - 220 Kg	for drums 180 - 220 Kg
Packing	No.- m ³	1 - 0,006	1 - 0,020
Weight	Kg	4,3	6,2
Dimensions (A x B x C)	mm	355 - 0 - 0	355 - 940 - 42

PUMP AIR FEEDING PRESSURE
A A 8 bar 116 psi
B B 6 bar 87 psi
C C 4 bar 58 psi



OVERALL DIMENSIONS



Ratio 1:1
Flow rate 23 l/min

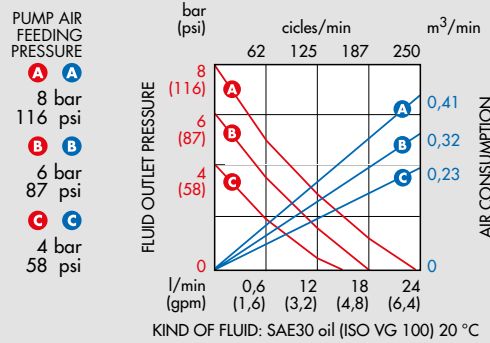


P/N OE33070

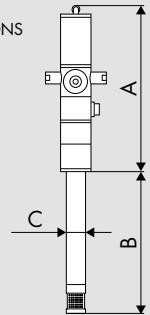
P/N OE33073

AIR-OPERATED PUMPS FOR TRANSFER OIL AND SIMILAR S. 600

P/N	OE33070	OE33071	OE33072	OE33073
Seals	Viton®			
Compatible fluids	Oil, lubricants and similar			
Suction tube upper body	Aluminum			
Suction tube	Carbon steel			
Air inlet connection	F1/4"G	F1/4"G	F1/4"G	F1/4"G
Fluid outlet connection	F1/2"G	F1/2"G	F1/2"G	F1/2"G
Air working pressure	bar	6 - 8	6 - 8	6 - 8
Average air consumption	l/min	230	230	230
Noise level	dB	81	81	81
Max deliverable oil viscosity	SAE	80	80	80
Bung adaptor	-	OE38042	-	OE38042
Suitable for drums or tank	modular	customisable 1"	for drums 180 - 220 Kg	for drums 180 - 220 Kg
Packing	No. - m ³	1 - 0,006	1 - 0,006	1 - 0,020
Weight	Kg	4,3	5	6,2
Dimensions (A x B x C)	mm	355 - 0 - 0	355 - 220 - 42	355 - 940 - 42



OVERALL DIMENSIONS



Ratio 1:1
Flow rate 40 l/min

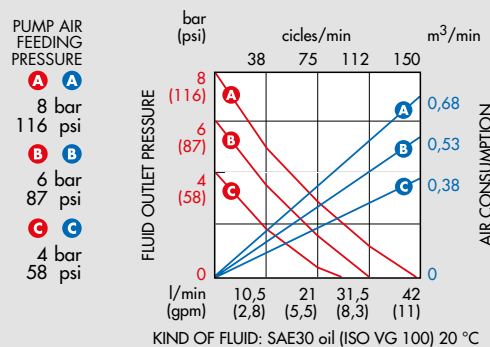


P/N OE33170

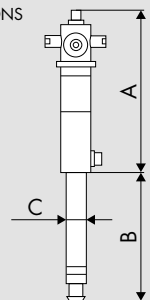
P/N OE33173

AIR-OPERATED PUMPS FOR TRANSFER OIL AND SIMILAR S. 650

P/N	OE33170	OE33171	OE33172	OE33173
Seals	Viton®			
Compatible fluids	Oil, lubricants and similar			
Suction tube upper body	Aluminum			
Suction tube	Carbon steel			
Air inlet connection	F1/4"G	F1/4"G	F1/4"G	F1/4"G
Fluid outlet connection	F3/4"G	F3/4"G	F3/4"G	F3/4"G
Air working pressure	bar	6 - 8	6 - 8	6 - 8
Average air consumption	l/min	370	370	370
Noise level	dB	81	81	81
Max deliverable oil viscosity	SAE	130	130	130
Bung adaptor	-	OE38042	-	OE38042
Suitable for drums or tank	modular	customisable 1"	for drums 180 - 220 Kg	for drums 180 - 220 Kg
Packing	No. - m ³	1 - 0,010	1 - 0,010	1 - 0,020
Weight	Kg	5,3	6	7,3
Dimensions (A x B x C)	mm	505 - 0 - 0	505 - 245 - 42	505 - 940 - 42



OVERALL DIMENSIONS



Ratio 3:1
Flow rate 20 l/min



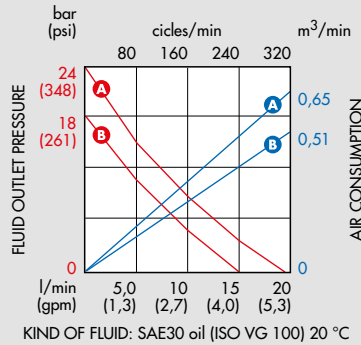
P/N OE35060

P/N OE35094

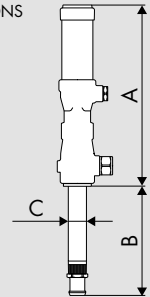
AIR-OPERATED PUMPS FOR OIL AND SIMILAR S. 500

P/N	OE35060	OE35061	OE35076	OE35094
Seals	Viton®			
Compatible fluids	Oil, lubricants and similar			
Suction tube upper body	Aluminum			
Suction tube	Carbon steel			
Air inlet connection	F1/4"G	F1/4"G	F1/4"G	F1/4"G
Fluid outlet connection	F1/2"G	F1/2"G	F1/2"G	F1/2"G
Air working pressure bar	6 - 8	6 - 8	6 - 8	6 - 8
Average air consumption l/min	350	350	350	350
Noise level dB	81	81	81	81
Max deliverable oil viscosity SAE	130	130	130	130
Bung adaptor	-	OE38046	OE38046	OE38046
Suitable for drums or tank	modular	customisable 1"	for drums 50 - 60 Kg	for drums 180 - 220 Kg
Packing No.-m ³	1 - 0,01	1 - 0,01	1 - 0,01	1 - 0,01
Weight Kg	5,35	5,8	5,8	6,5
Dimensions (A x B x C) mm	332 - 200 - 32	332 - 185 - 32	332 - 740 - 32	332 - 940 - 32

PUMP AIR FEEDING PRESSURE
A A
 8 bar
 116 psi
B B
 6 bar
 87 psi



OVERALL DIMENSIONS



Ratio 3:1
Flow rate 14 l/min



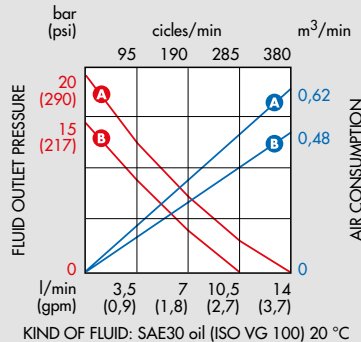
P/N OE35160

P/N OE35196

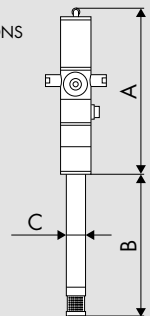
AIR-OPERATED PUMPS FOR OIL AND SIMILAR S. 600

P/N	OE35160	OE35161	OE35163	OE35173	OE35194
P/N				OE35176	OE35196
Seals	NBR				
Compatible fluids	Oil, lubricants and similar				
Suction tube upper body	Aluminum				
Suction tube	Carbon steel				
Air inlet connection	F1/4"G	F1/4"G	F1/4"G	F1/4"G	F1/4"G
Fluid outlet connection	F1/2"G	F1/2"G	F1/2"G	F1/2"G	F1/2"G
Air working pressure bar	6 - 8	6 - 8	6 - 8	6 - 8	6 - 8
Average air consumption l/min	330	330	330	330	330
Noise level dB	81	81	81	81	81
Max deliverable oil viscosity SAE	130	130	130	130	130
Bung adaptor	-	OE38042	OE38042	standard on OE35176	standard on OE35196
Suitable for drums or tank	modular	customisable 1"	tank	for drums 50 - 60 Kg	for drums 180 - 220 Kg
Packing No.-m ³	1 - 0,01	1 - 0,01	1 - 0,02	1 - 0,020	1 - 0,020
Weight Kg	4,4	5,0	6,8	5,8	6,5
Dimensions (A x B x C) mm	285-285-42	285-220-42	285-125-42	285-740-42	285-940-42

PUMP AIR FEEDING PRESSURE
A A
 8 bar
 116 psi
B B
 6 bar
 87 psi



OVERALL DIMENSIONS



Ratio 5:1
Flow rate 18 l/min

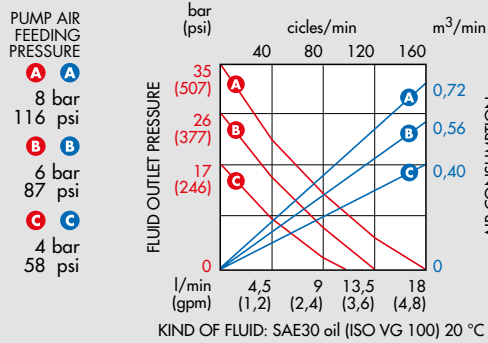


P/N OE36060

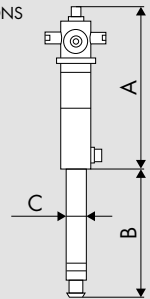
P/N OE36096

AIR-OPERATED PUMPS FOR OIL AND SIMILAR S. 650

P/N	OE36060	OE36061	OE36063	OE36073	OE36094
P/N				OE36076	OE36096
Seals	NBR				
Compatible fluids	Medium/high-viscosity oil				
Suction tube upper body	Aluminum				
Suction tube	Carbon steel				
Air inlet connection	F1/4"G	F1/4"G	F1/4"G	F1/4"G	F1/4"G
Fluid outlet connection	F1/2"G	F1/2"G	F1/2"G	F1/2"G	F1/2"G
Air working pressure bar	6 - 8	6 - 8	6 - 8	6 - 8	6 - 8
Average air consumption l/min	350	350	350	350	350
Noise level dB	81	81	81	81	81
Max deliverable oil viscosity SAE	240	240	240	240	240
Bung adaptor	-	OE38042	OE38042	standard on OE36076	standard on OE36096
Suitable for drums or tank	modular	customisable 1"	tank	for drums 50 - 60 Kg	for drums 180 - 220 Kg
Packing No.-m ³	1 - 0,01	1 - 0,01	1 - 0,02	1 - 0,02	1 - 0,02
Weight Kg	4,7	5,2	7,2	6,2	6,8
Dimensions (A x B x C) mm	345-270-42	345-270-42	345-125-42	345-740-42	345-940-42



OVERALL DIMENSIONS



ADVANTAGES OF DOUBLE-ACTION

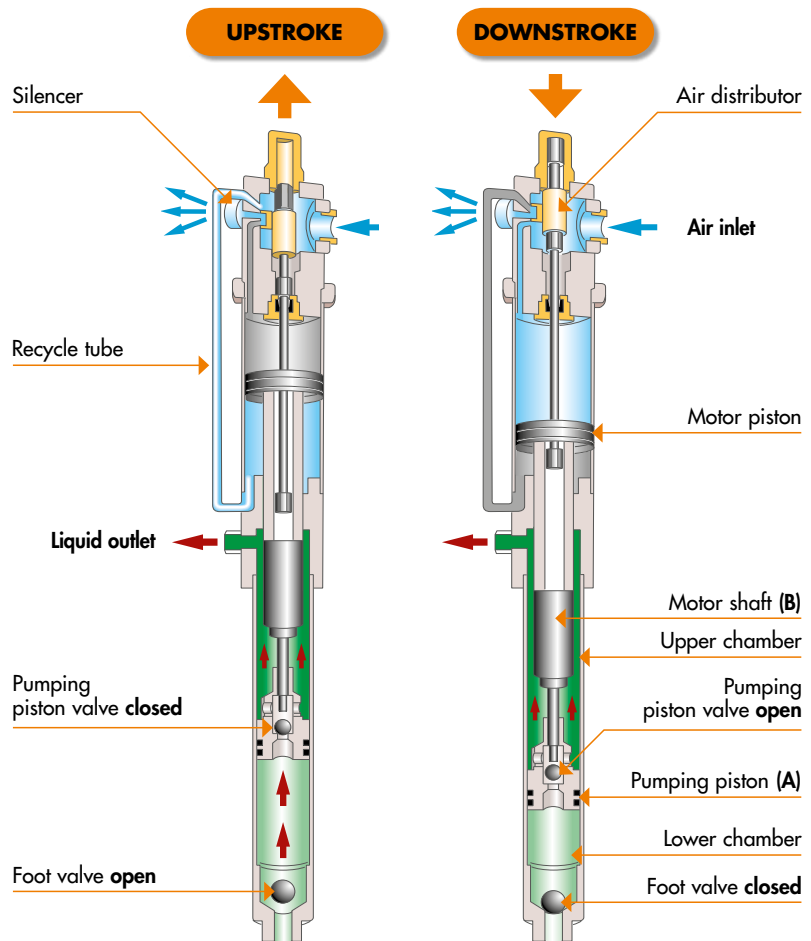
There are many technical solutions for obtaining a reciprocating double-acting pump.

The double-action of ECODORA pumps is obtained with solutions that have simplified the pump mechanism itself, ensuring that delivery of the fluid in both alternating movements (upstroke and downstroke) of the pump occurs only through the difference in volume between the diameters of the pumping piston (A) and the pump shaft (B).

On the **upstroke**, delivery is caused by the **pumping piston (A)**.

On the **downstroke** it is caused by the difference in **volume between the diameter of the motor shaft (B) and the diameter of the pumping piston (A)**.

In addition to guaranteeing regular delivery of the fluid, this solution offers the further advantage of having fewer parts inside the pump. This means less wear plus greater and longer reliability.



Ratio 1:1
Flow rate 30 l/min



P/N OE33360

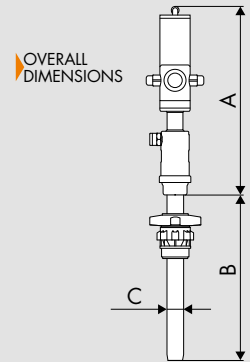
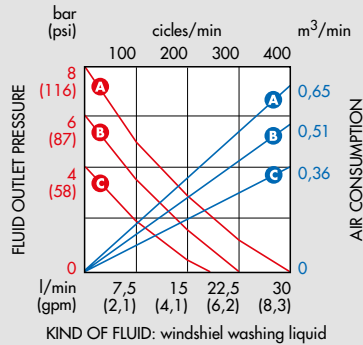
P/N OE33396

S/STEEL AISI 304 PUMPS FOR TRANSFER ANTIFREEZE LIQUID, WINDSHIELD WASHING LIQUID S. 600

P/N	OE33360	OE33396
Seals	Viton®	
Compatible fluids	Suitable for antifreeze and windshield washing liquid	
Suction tube upper body	Stainless steel AISI 304	
Suction tube	Stainless steel AISI 304	
Air inlet connection	F1/4"G	F1/4"G
Fluid outlet connection	F1/2"G	F1/2"G
Air working pressure	bar	6 - 8
Average air consumption	l/min	370
Noise level	dB	81
Max deliverable oil viscosity	SAE	50
Bung adaptor	-	OE33434
Suitable for drums or tank	modular	for drums 180 - 220 Kg
Packing	No. - m ³	1 - 0,10
Weight	Kg	5,3
Dimensions (A x B x C)	mm	410 - 0 - 0

PUMP AIR FEEDING PRESSURE

- A** 8 bar (116) psi
- B** 6 bar (87) psi
- C** 4 bar (58) psi



Ratio 1:1
Flow rate 30 l/min



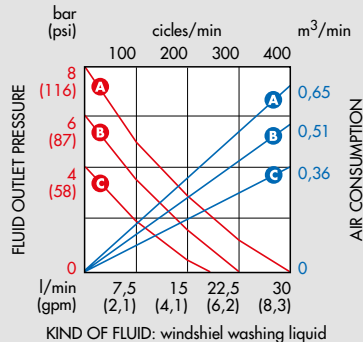
P/N OE33300

S/STEEL AISI 304 MODULAR PUMPS FOR TRANSFER ANTIFREEZE LIQUID, WINDSHIELD WASHING LIQUID S. 600

P/N	OE33300	OE33301
Seals	Viton®	
Compatible fluids	Suitable for antifreeze and windshield washing liquid	
Suction tube upper body	Stainless steel AISI 304	
Suction tube	Stainless steel AISI 304	
Air inlet connection	F1/4"G	F1/4"G
Fluid outlet connection	F1/2"G	F1/2"G
Air working pressure	bar	6 - 8
Average air consumption	l/min	370
Noise level	dB	81
Max deliverable oil viscosity	SAE	50
Bung adaptor	OE33434	OE33434
Suitable for drums or tank	for drums 200 L	for tank 1000 L
Packing	No. - m ³	1 - 0,29
Weight	Kg	11,4
Dimensions (A x B x C)	mm	410 - 940 - 34

PUMP AIR FEEDING PRESSURE

- A** 8 bar (116) psi
- B** 6 bar (87) psi
- C** 4 bar (58) psi

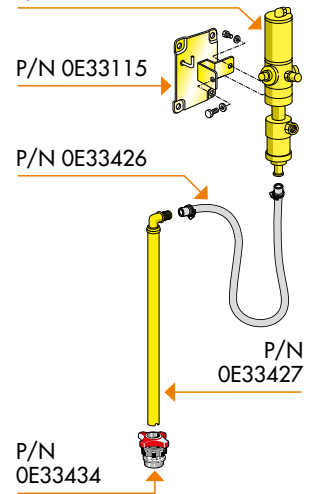


P/N OE33360

P/N OE33115

P/N OE33426

P/N OE33434



P/N OE33445

Antifreeze and windshield liquid gun in alluminium S. 1/2" 40AN with Viton® seals



Ex In accordance with ATEX directive II 3 GD c TX

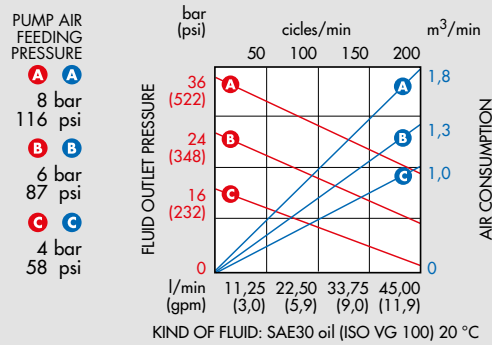
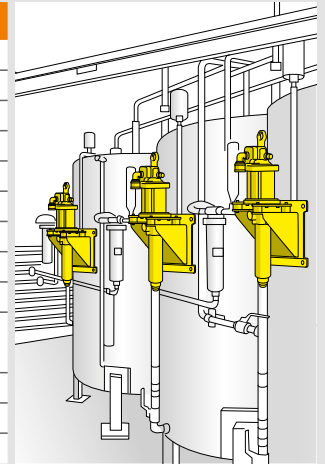
Ratio 5:1
Flow rate 45 l/min



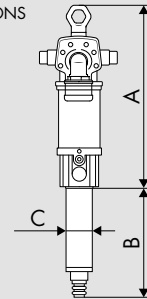
P/N OE90C/51

INDUSTRIAL AIR-OPERATED PUMPS S. 900

P/N	OE90C/51	
Seals	Polyurethane	
Compatible fluids	Oil, lubricants and similar	
Suction tube upper body	Aluminum	
Suction tube	Carbon steel	
Air inlet connection	F1/2"G	
Fluid outlet connection	F3/4"G	
Air max pressure	bar	8
Max air consumption 8 bar	m ³ /min	1,6
Noise level	dB	80
Suitable for drums or tank	modular	
Packing	No. - m ³	1 - 0,040
Weight	Kg	12
Dimensions (A x B x C)	mm	430 - 230 - 62



OVERALL DIMENSIONS



Ex In accordance with ATEX directive II 3 GD c TX

Ratio 7:1
Flow rate 30 l/min



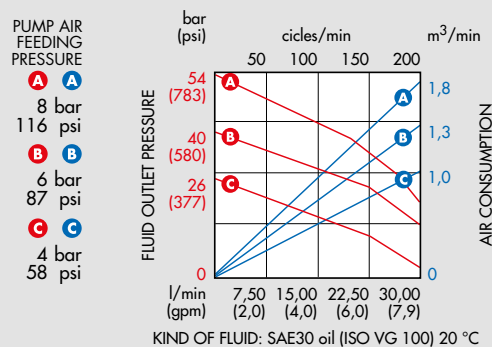
P/N OE92C/71



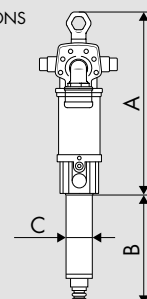
P/N OE90C/71

INDUSTRIAL AIR-OPERATED PUMPS S. 900

P/N	OE90C/71	OE91C/71
Seals	Polyurethane	
Compatible fluids	Oil, lubricants and similar	
Suction tube upper body	Aluminum	
Suction tube	Carbon steel	
Air inlet connection	F1/2"G	F1/2"G
Fluid outlet connection	F3/4"G	F3/4"G
Air max pressure	bar	8
Max air consumption 8 bar	m ³ /min	1,6
Noise level	dB	80
Suitable for drums or tank	modular	for drums 180 - 220 Kg
Packing	No. - m ³	1 - 0,040
Weight	Kg	11
Dimensions (A x B x C)	mm	430 - 270 - 53



OVERALL DIMENSIONS





In accordance with ATEX directive II 3 GD c TX

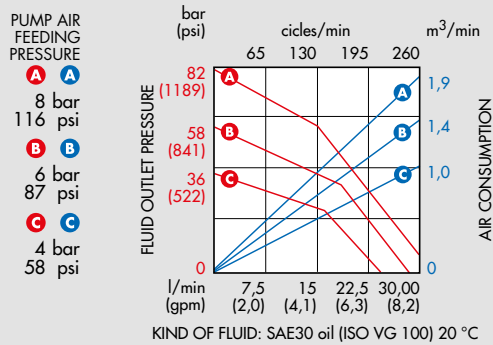
Ratio 11:1
Flow rate 30 l/min



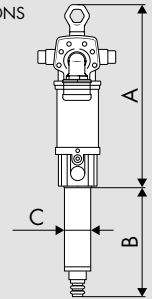
P/N OE90C/111 P/N OE91C/111

INDUSTRIAL AIR-OPERATED PUMPS S. 900

P/N	OE90C/111	OE91C/111
Seals	Polyurethane	
Compatible fluids	Oil, lubricants and similar	
Suction tube upper body	Aluminum	
Suction tube	Carbon steel	
Air inlet connection	F1/2"G	F1/2"G
Fluid outlet connection	F3/4"G	F3/4"G
Air max pressure	8 bar	8
Max air consumption 8 bar	1,7 m ³ /min	1,7
Noise level	80 dB	80
Suitable for drums or tank	modular	for drums 180 - 220 Kg
Packing	No. - m ³ 1 - 0,040	1 - 0,070
Weight	Kg 11	16
Dimensions (A x B x C)	mm 430 - 270 - 45	430 - 940 - 45



OVERALL DIMENSIONS



In accordance with ATEX directive II 3 GD c TX

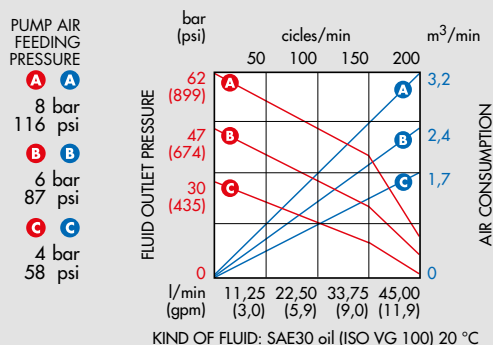
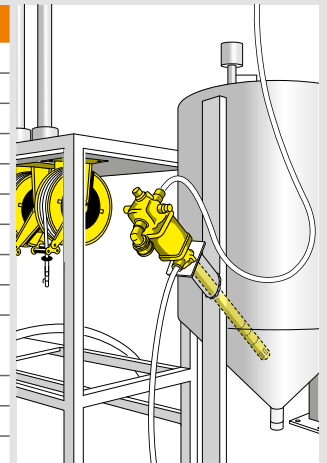
Ratio 9:1
Flow rate 45 l/min



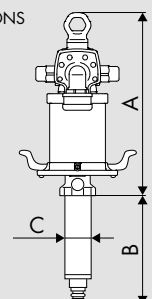
P/N OE115F/91

INDUSTRIAL AIR-OPERATED PUMPS S. 1200

P/N	OE115F/91
Seals	Polyurethane
Compatible fluids	Oil, lubricants and similar
Suction tube upper body	Carbon steel
Suction tube	Carbon steel
Air inlet connection	F1/2"G
Fluid outlet connection	F3/4"G
Air max pressure	8 bar
Max air consumption 8 bar	2,8 m ³ /min
Noise level	80 dB
Suitable for drums or tank	modular
Packing	No. - m ³ 1 - 0,040
Weight	Kg 14
Dimensions (A x B x C)	mm 445 - 230 - 62



OVERALL DIMENSIONS



Ex In accordance with ATEX directive II 2 GD c IIB T4 X

3/4" Ratio 1:1
Flow rate 70 l/min
Aluminum



P/N OE33/2011NHHV2

P/N OE33505

DIAPHRAGM PUMPS S. 340-AB

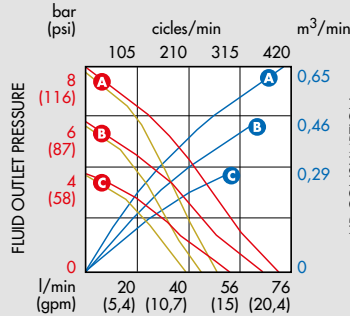
P/N	OE33/2011NHHV2	OE33500	OE33505
Membranes	NBR High Nitrile		
Compatible fluids	Water, mineral-vegetable oils, diesel oil		
Pump material	Aluminum		
Ball valve material	Hytrel		
Air inlet connection	F3/8"G	F3/8"G	F3/8"G
Fluid inlet-outlet connection	F3/4"x F3/4"G	suction tube ø 34 mm - F 3/4"G	suction tube ø 34 mm - F 3/4"G
Air working pressure	bar 2 - 6	bar 2 - 6	bar 2 - 6
Air max pressure	bar 8	bar 8	bar 8
Average air consumption	l/min 500	l/min 500	l/min 500
Noisel level	dB 75	dB 75	dB 75
Fluid temperature	°C -10 +90	°C -10 +90	°C -10 +90
Max solids diameter	mm ø 1,5	mm ø 1,5	mm ø 1,5
Suitable for drums or tank	modular	for drums 180 - 220 Kg	for tank 1000 L
Packing	No. - m³ 1 - 0,015	2 - 0,040	2 - 0,040
Weight	Kg 8	10	11
Dimensions (A x B x C)	mm 160 - 200 - 256	160 - 200 - 256	160 - 200 - 256
Suction tube length and ø	mm -	940 x 34	1240 x 34

PUMP AIR FEEDING PRESSURE

A 8 bar
116 psi

B 6 bar
87 psi

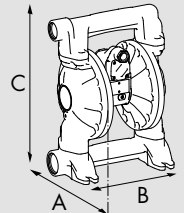
C 4 bar
58 psi



SUCTION-DELIVERY BALL VALVE WITH SPRING



OVERALL DIMENSIONS



Ex In accordance with ATEX directive II 2 GD c IIB T4 X

1" Ratio 1:1
Flow rate 170 l/min
Aluminum



P/N OE33/2611NHHV2

DIAPHRAGM PUMPS S. 1000-AB

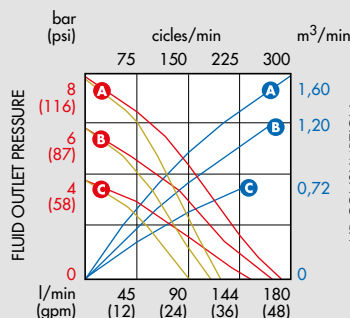
P/N	OE33/2611NHHV2
Membranes	NBR High Nitrile
Compatible fluids	Water, mineral-vegetable oils, diesel oil
Pump material	Aluminum
Ball valve material	Hytrel
Air inlet connection	F3/8"G
Fluid inlet-outlet connection	F1.1/4"x F1"G
Air working pressure	bar 2 - 6
Air max pressure	bar 8
Average air consumption	l/min 1200
Noisel level	dB 75
Fluid temperature	°C -10 +90
Max solids diameter	mm ø 3
Packing	No.- m³ 1 - 0,025
Weight	Kg 14
Dimensions (A x B x C)	mm 200 - 260 - 345

PUMP AIR FEEDING PRESSURE

A 8 bar
116 psi

B 6 bar
87 psi

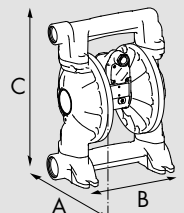
C 4 bar
58 psi



SUCTION-DELIVERY BALL VALVE WITH SPRING



OVERALL DIMENSIONS



Ex In accordance with ATEX directive II 2 GD c IIB T4 X

1.1/4" Ratio 1:1
Flow rate 200 l/min
Aluminum



P/N OE33/3011NHHV2

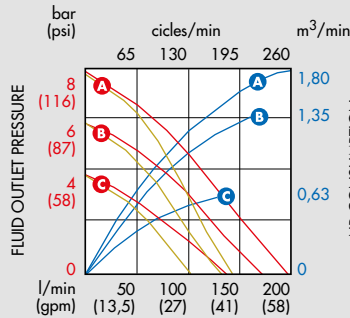
P/N		OE33/3011NHHV2
Membranes		NBR High Nitrile
Compatible fluids		Water, mineral-vegetable oils, diesel oil
Pump material		Aluminum
Ball valve material		Hytrel
Air inlet connection		F3/4"G
Fluid inlet-outlet connection		F1.1/4"x F1.1/4"G
Air working pressure	bar	2 - 6
Air max pressure	bar	8
Average air consumption	l/min	1400
Noisel level	dB	75
Fluid temperature	°C	-10 +90
Max solids diameter	mm	ø 3
Packing	No.- m³	1 - 0,041
Weight	Kg	16
Dimensions (A x B x C)	mm	238 - 286 - 386

PUMP AIR FEEDING PRESSURE

A A
8 bar
116 psi

B B
6 bar
87 psi

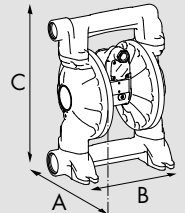
C C
4 bar
58 psi



SUCTION-DELIVERY BALL VALVE WITH SPRING



OVERALL DIMENSIONS



■ KIND OF FLUID: cold water 20°C

■ SAE 30 oil (ISO VG 100) 20°C

Ex In accordance with ATEX directive II 3 GD c TX

1/2" Ratio 1:1
Flow rate 60 l/min
Polypropylene



P/N OE2B3/16117NH52

double inlet to mix two liquids



P/N OE2B8/16117NH52

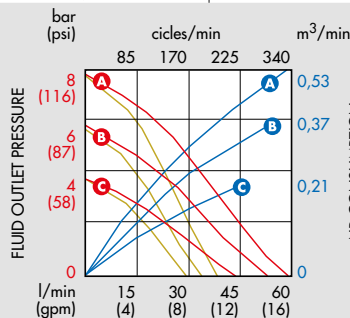
DIAPHRAGM PUMPS S. 120-PB					
P/N	OE2B3/16117NH52	OE2B3/16117TT52	OE2B8/16117NH52	OE2B8/16117TT52	
Membranes	NBR High Nitrile	PTFE	NBR High Nitrile	PTFE	
Compatible fluids	Water, mineral-vegetable oils, diesel oil	Windshield washing liquid and antifreeze	Water, mineral-vegetable oils, diesel oil	Windshield washing liquid and antifreeze	
Motor and inside flanges material	Aluminum				
Wetted parts	Polypropylene				
Ball valve material	Hytrel	Teflon®	Hytrel	Teflon®	
Air inlet connection	F3/8"G	F3/8"G	F3/8"G	F3/8"G	
Fluid inlet-outlet connection	F3/4"x F1/2"G	F3/4"x F1/2"G	F3/4"x F1/2"G	F3/4"x F1/2"G	
Air working pressure	bar	2 - 6	2 - 6	2 - 6	2 - 6
Air max pressure	bar	8	8	8	8
Average air consumption	l/min	400	400	400	400
Noise level	dB	75	75	75	75
Fluid temperature	°C	-10 +65	-10 +65	-10 +65	-10 +65
Max solids diameter	mm	ø 1,5	ø 1,5	ø 1,5	ø 1,5
Packing	No.- m³	1 - 0,015	1 - 0,015	1 - 0,015	1 - 0,015
Weight	Kg	7,5	7,5	7	7
Dimensions (A x B x C)	mm	178-218-326	178-218-326	178-220-326	178-220-326

PUMP AIR FEEDING PRESSURE

A A
8 bar
116 psi

B B
6 bar
87 psi

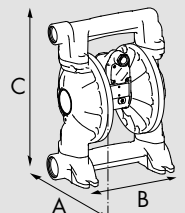
C C
4 bar
58 psi



SUCTION-DELIVERY BALL VALVE WITH SPRING



OVERALL DIMENSIONS



■ KIND OF FLUID: cold water 20°C

■ SAE 30 oil (ISO VG 100) 20°C

super trolley

MOBILE OIL DISPENSER UNIT
P/N OE35200-S
Mobile oil dispenser unit with hose reel, for drums of 180 - 220 kg, equipped with:

- ▶ P/N OE35194 pump R 3:1 - 14 l/min ▶ P/N OE80201 trolley for drums 180 - 220 kg
- ▶ P/N 430/41 hose reel 1/2" with 10 m hose ▶ P/N OE38042 bung adaptor
- ▶ P/N OE38071 nipple 1/2" x 1/2" G ▶ P/N OE37758 digital metering gun
- ▶ P/N 963/2 hose 1/2" - 2 m

 No.4 packing m³ 0,210 kg 76

OVERALL DIMENSIONS P:930 H:1385 L:810 mm

P/N OE37100-S
Mobile oil dispenser unit with hose reel, for drums of 180 - 220 kg, equipped with:

- ▶ P/N OE36094 pump R 5:1 - 18 l/min ▶ P/N OE80201 trolley for drums 180 - 220 kg
- ▶ P/N 430/41 hose reel 1/2" with 10 m hose ▶ P/N OE38042 bung adaptor
- ▶ P/N OE38071 nipple 1/2" x 1/2" G ▶ P/N OE37758 digital metering gun
- ▶ P/N 963/2 hose 1/2" - 2 m

 No.4 packing m³ 0,210 kg 76

OVERALL DIMENSIONS P:930 H:1445 L:810 mm

super trolley

MOBILE OIL DISPENSER UNIT
P/N OE35210-S
Mobile oil dispenser unit, for drums of 180 - 220 kg, equipped with:

- ▶ P/N OE35194 pump R 3:1 - 14 l/min ▶ P/N OE80201 trolley for drums 180 - 220 kg
- ▶ P/N OE38042 bung adaptor ▶ P/N OE38071 nipple 1/2" x 1/2" G
- ▶ P/N OE37758 digital metering gun ▶ P/N 963/4 hose 1/2" - 4 m

 No.3 packing m³ 0,176 kg 57

OVERALL DIMENSIONS P:930 H:1385 L:810 mm

P/N OE37150-S
Mobile oil dispenser unit, for drums of 180 - 220 kg, equipped with:

- ▶ P/N OE36094 pump R 5:1 - 18 l/min ▶ P/N OE80201 trolley for drums 180 - 220 kg
- ▶ P/N OE38042 bung adaptor ▶ P/N OE38071 nipple 1/2" x 1/2" G
- ▶ P/N OE37758 digital metering gun ▶ P/N 963/4 hose 1/2" - 4 m

 No.3 packing m³ 0,176 kg 57

OVERALL DIMENSIONS P:930 H:1445 L:810 mm

standard trolley

MOBILE OIL DISPENSER UNIT
P/N OE35199-S
Mobile oil dispenser unit with hose reel, for drums of 180 - 220 kg, equipped with:

- ▶ P/N OE35194 pump R 3:1 - 14 l/min ▶ P/N OE80210 trolley for drums 180 - 220 kg
- ▶ P/N 430/41 hose reel 1/2" with 10 m hose ▶ P/N OE38042 bung adaptor
- ▶ P/N OE38071 nipple 1/2" x 1/2" G ▶ P/N OE37758 digital metering gun
- ▶ P/N 963/2 hose 1/2" - 2 m

 No.4 packing m³ 0,28 kg 56,1

OVERALL DIMENSIONS P:900 H:1285 L:770 mm

P/N OE37099-S
Mobile oil dispenser unit with hose reel, for drums of 180 - 220 kg, equipped with:

- ▶ P/N OE36094 pump R 5:1 - 18 l/min ▶ P/N OE80210 trolley for drums 180 - 220 kg
- ▶ P/N 430/41 hose reel 1/2" with 10 m hose ▶ P/N OE38042 bung adaptor
- ▶ P/N OE38071 nipple 1/2" x 1/2" G ▶ P/N OE37758 digital metering gun
- ▶ P/N 963/2 hose 1/2" - 2 m

 No.4 packing m³ 0,28 kg 56,2

OVERALL DIMENSIONS P:900 H:1345 L:770 mm

standard trolley



MOBILE OIL DISPENSER UNIT

P/N OE35425-S

Mobile oil dispenser unit, for drums of 180 - 220 kg, equipped with:

- ▶ P/N OE35194 pump R 3:1 - 14 l/min ▶ P/N OE80210 trolley for drums 180 - 220 kg
- ▶ P/N OE38042 bung adaptor ▶ P/N OE38071 nipple 1/2" x 1/2" G
- ▶ P/N OE37758 digital metering gun ▶ P/N 963/4 hose 1/2" - 2 m

No.3 packing m³ 0,246 kg 37,3

OVERALL DIMENSIONS P H L P:900 H:1285 L:770 mm

P/N OE37095-S

Mobile oil dispenser unit, for drums of 180 - 220 kg, equipped with:

- ▶ P/N OE36094 pump R 5:1 - 18 l/min ▶ P/N OE80210 trolley for drums 180 - 220 kg
- ▶ P/N OE38042 bung adaptor ▶ P/N OE38071 nipple 1/2" x 1/2" G
- ▶ P/N OE37758 digital metering gun ▶ P/N 963/4 hose 1/2" - 2 m

No.3 packing m³ 0,246 kg 37,4

OVERALL DIMENSIONS P H L P:900 H:1345 L:770 mm

light trolley



MOBILE OIL DISPENSER UNIT

P/N OE35220-S

Mobile oil dispenser unit, for drums of 180 - 220 kg, equipped with:

- ▶ P/N OE35194 pump R 3:1 - 14 l/min ▶ P/N OE80200 trolley for drums 180 - 220 kg
- ▶ P/N OE38042 bung adaptor ▶ P/N OE38071 nipple 1/2" x 1/2" G
- ▶ P/N OE37758 digital metering gun ▶ P/N 963/4 hose 1/2" - 4 m

No.3 packing m³ 0,121 kg 33,3

OVERALL DIMENSIONS P H L P:670 H:1325 L:770 mm

P/N OE37200-S

Mobile oil dispenser unit, for drums of 180 - 220 kg, equipped with:

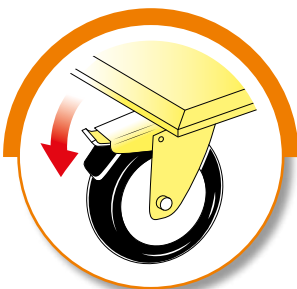
- ▶ P/N OE36094 pump R 5:1 - 18 l/min ▶ P/N OE80200 trolley for drums 180 - 220 kg
- ▶ P/N OE38042 bung adaptor ▶ P/N OE38071 nipple 1/2" x 1/2" G
- ▶ P/N OE37758 digital metering gun ▶ P/N 963/4 hose 1/2" - 4 m

No.3 packing m³ 0,121 kg 34,1


OVERALL DIMENSIONS P H L P:670 H:1395 L:770 mm

Mobile oil dispenser unit.

The ideal combination for dispensing oil in any workplace. The very easy to handle trolley is equipped with a drum (180 - 220 kg) clamping device, adjustable side support for hooking accessories, and wheel with brake



The brake on the wheel allows to block the trolley when necessary





OIL DISPENSER KIT

P/N OE35265-S

Oil dispenser with wheel-mounted 65-litre tank, equipped with:

- ▶ P/N OE35173 pump R 3:1 - 14 l/min ▶ level indicator
- ▶ P/N OE38071 nipple 1/2" x 1/2" G ▶ P/N OE37758 digital metering gun
- ▶ P/N 963/2 hose 1/2" - 2 m ▶ P/N OE24891 antislash funnel

No.3 packing m³ 0,230 kg 33

OVERALL DIMENSIONS P H L P:600 H:1455 L:600 mm

P/N OE37650-S

Oil dispenser with wheel-mounted 65-litre tank, equipped with:

- ▶ P/N OE36073 pump R 5:1 - 18 l/min ▶ level indicator
- ▶ P/N OE38071 nipple 1/2" x 1/2" G ▶ P/N OE37758 digital metering gun
- ▶ P/N 963/2 hose 1/2" - 2 m ▶ P/N OE24891 antislash funnel

No.3 packing m³ 0,230 kg 34

OVERALL DIMENSIONS P H L P:600 H:1455 L:600 mm

P/N OE24891

Antislash funnel. With antislash rim to prevent the liquid from spilling out when filling the tank



OIL DISPENSER KIT

P/N OE35270-S

Oil dispenser with wheel-mounted 65-litre tank, equipped with:

- ▶ P/N OE35173 pump R 3:1 - 14 l/min ▶ level indicator
- ▶ P/N OE38071 nipple 1/2" x 1/2" G ▶ P/N OE38022 oil gun
- ▶ P/N 963/4 hose 1/2" - 2 m ▶ P/N OE24891 antislash funnel

No.3 packing m³ 0,230 kg 31

OVERALL DIMENSIONS P H L P:600 H:1455 L:600 mm

P/N OE37670-S

Oil dispenser with wheel-mounted 65-litre tank, equipped with:

- ▶ P/N OE36073 pump R 5:1 - 18 l/min ▶ level indicator
- ▶ P/N OE38071 nipple 1/2" x 1/2" G ▶ P/N OE38022 oil gun
- ▶ P/N 963/4 hose 1/2" - 2 m ▶ P/N OE24891 antislash funnel

No.3 packing m³ 0,230 kg 32

OVERALL DIMENSIONS P H L P:600 H:1455 L:600 mm

P/N OE24891

Antislash funnel. With antislash rim to prevent the liquid from spilling out when filling the tank



OIL DISPENSER KIT

P/N OE35250-S

Trolley-mounted oil dispenser kit for containers of 30 - 60 kg, equipped with:

- ▶ P/N OE35173 pump R 3:1 - 14 l/min ▶ P/N OE80050 trolley for drums 30 - 60 kg
- ▶ P/N OE38071 nipple 1/2" x 1/2" G ▶ P/N OE37758 digital metering gun
- ▶ P/N 963/4 hose 1/2" - 4 m

No.3 packing m³ 0,85 kg 20

OVERALL DIMENSIONS P H L P:460 H:1455 L:500 mm

P/N OE37500-S

Trolley-mounted oil dispenser kit for containers of 30 - 60 kg, equipped with:

- ▶ P/N OE36073 pump R 5:1 - 18 l/min ▶ P/N OE80050 trolley for drums 30 - 60 kg
- ▶ P/N OE38071 nipple 1/2" x 1/2" G ▶ P/N OE37758 digital metering gun
- ▶ P/N 963/4 hose 1/2" - 4 m

No.3 packing m³ 0,85 kg 20,5

OVERALL DIMENSIONS P H L P:460 H:1515 L:500 mm

pump mounted on drum



MODULAR OIL DISPENSING KIT WITH HOSE REEL

P/N OE35275-S

Wall-mounted oil dispenser kit with pump on drum 180 - 220 kg or tank, equipped with:
 ▶ P/N OE35194 pump R 3:1 - 14 l/min ▶ P/N 430/41 hose reel 1/2" with 10 m hose
 ▶ P/N OE38042 bung adaptor ▶ P/N OE38071 nipple 1/2" x 1/2" G
 ▶ P/N OE37758 digital metering gun ▶ P/N 963/2 hose 1/2" - 2 m ▶ P/N 900 drip-tray

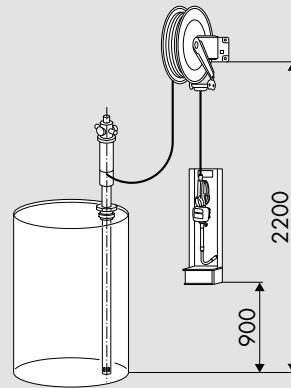
📦 No.4 packing m³ 0,128 📊 kg 30,1

P/N OE37675-S

Wall-mounted oil dispenser kit with pump on drum 180 - 220 kg or tank, equipped with:
 ▶ P/N OE36094 pump R 5:1 - 18 l/min ▶ P/N 430/41 hose reel 1/2" with 10 m hose
 ▶ P/N OE38042 bung adaptor ▶ P/N OE38071 nipple 1/2" x 1/2" G
 ▶ P/N OE37758 digital metering gun ▶ P/N 963/2 hose 1/2" - 2 m ▶ P/N 900 drip-tray

📦 No.4 packing m³ 0,128 📊 kg 31,1

▶ APPROXIMATED MEASUREMENTS



pump mounted on drum



MODULAR OIL DISPENSING KIT WITH HOSE REEL

P/N OE35276-S

Wall-mounted oil dispenser kit with pump on drum 180 - 220 kg or tank, equipped with:
 ▶ P/N OE35194 pump R 3:1 - 14 l/min ▶ P/N 440/41 hose reel 1/2" with 10 m hose
 ▶ P/N OE38042 bung adaptor ▶ P/N OE38071 nipple 1/2" x 1/2" G
 ▶ P/N OE37758 digital metering gun ▶ P/N 963/2 hose 1/2" - 2 m ▶ P/N 900 drip-tray

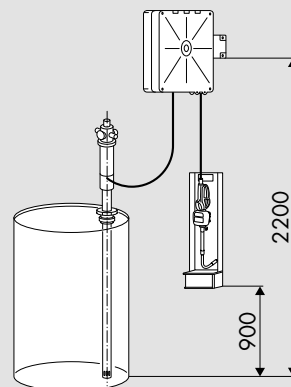
📦 No.4 packing m³ 0,130 📊 kg 37,1

P/N OE37676-S

Wall-mounted oil dispenser kit with pump on drum 180 - 220 kg or tank, equipped with:
 ▶ P/N OE36094 pump R 5:1 - 18 l/min ▶ P/N 440/41 hose reel 1/2" with 10 m hose
 ▶ P/N OE38042 bung adaptor ▶ P/N OE38071 nipple 1/2" x 1/2" G
 ▶ P/N OE37758 digital metering gun ▶ P/N 963/2 hose 1/2" - 2 m ▶ P/N 900 drip-tray

📦 No.4 packing m³ 0,130 📊 kg 38,1

▶ APPROXIMATED MEASUREMENTS



wall mounted pump



MODULAR OIL DISPENSING KIT WITH HOSE REEL

P/N OE35280-S

Wall-mounted oil dispenser kit with pump on wall, for drums 180 - 220 kg or tank, equipped with: ▶ P/N OE35160 pump R 3:1 - 14 l/min ▶ P/N 430/41 hose reel 1/2" with 10 m hose ▶ P/N OE38042 bung adaptor ▶ P/N OE38043 wall bracket ▶ P/N OE38071 nipple 1/2" x 1/2" G ▶ P/N OE38026 flexible suction hose 1" ▶ P/N OE38027 rigid suction tube ▶ P/N OE37758 digital metering gun ▶ P/N 963/2 hose 1/2" - 2 m ▶ P/N 900 drip-tray

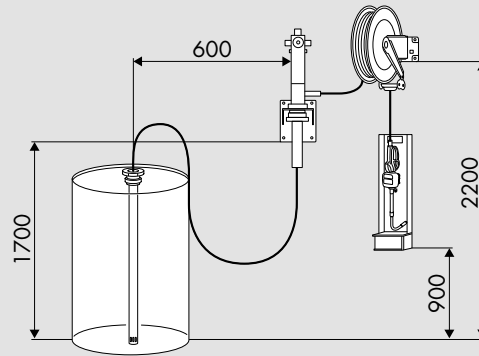
No.4 packing m³ 0,130 kg 38,5

P/N OE37680-S

Wall-mounted oil dispenser kit with pump on wall, for drums 180 - 220 kg or tank, equipped with: ▶ P/N OE36060 pump R 5:1 - 18 l/min ▶ P/N 430/41 hose reel 1/2" with 10 m hose ▶ P/N OE38042 bung adaptor ▶ P/N OE38043 wall bracket ▶ P/N OE38071 nipple 1/2" x 1/2" G ▶ P/N OE38026 flexible suction hose 1" ▶ P/N OE38027 rigid suction tube ▶ P/N OE37758 digital metering gun ▶ P/N 963/2 hose 1/2" - 2 m ▶ P/N 900 drip-tray

No.4 packing m³ 0,130 kg 39,5

APPROXIMATED MEASUREMENTS



wall mounted pump



MODULAR OIL DISPENSING KIT WITH HOSE REEL

P/N OE35281-S

Wall-mounted oil dispenser kit with pump on wall, for drums 180 - 220 kg or tank, equipped with: ▶ P/N OE35160 pump R 3:1 - 14 l/min ▶ P/N 440/41 hose reel 1/2" with 10 m hose ▶ P/N OE38042 bung adaptor ▶ P/N OE38043 wall bracket ▶ P/N OE38071 nipple 1/2" x 1/2" G ▶ P/N OE38026 flexible suction hose 1" ▶ P/N OE38027 rigid suction tube ▶ P/N OE37758 digital metering gun ▶ P/N 963/2 hose 1/2" - 2 m ▶ P/N 900 drip-tray

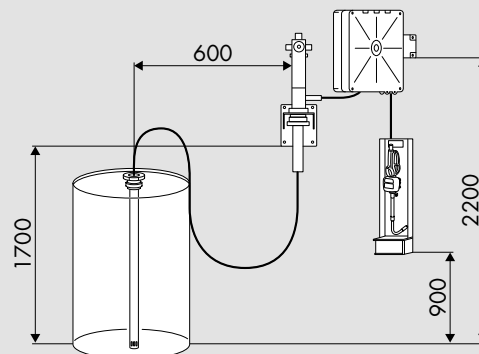
No.4 packing m³ 0,135 kg 45

P/N OE37679-S

Wall-mounted oil dispenser kit with pump on wall, for drums 180 - 220 kg or tank, equipped with: ▶ P/N OE36060 pump R 5:1 - 18 l/min ▶ P/N 440/41 hose reel 1/2" with 10 m hose ▶ P/N OE38042 bung adaptor ▶ P/N OE38043 wall bracket ▶ P/N OE38071 nipple 1/2" x 1/2" G ▶ P/N OE38026 flexible suction hose 1" ▶ P/N OE38027 rigid suction tube ▶ P/N OE37758 digital metering gun ▶ P/N 963/2 hose 1/2" - 2 m ▶ P/N 900 drip-tray

No.4 packing m³ 0,135 kg 45

APPROXIMATED MEASUREMENTS




DRAINING KIT
P/N OE33125

Wall-mounted draining kit, equipped with:

- ▶ P/N OE33070 pump R 1:1 - 23 l/min - seals Viton® ▶ P/N OE33115 wall bracket
- ▶ P/N OE38026 flexible suction tube ▶ P/N OE37803 air inlet flow regulator

📦 No.1 packing m³ 0,029 📊 kg 8,4

P/N OE33550

Wall-mounted draining kit, equipped with:

- ▶ P/N OE33/2011NHHV2 diaphragm pump S. 340-AB - R 1:1 - 40 l/min - seals NBR
- ▶ P/N OE33590 wall bracket ▶ P/N OE38026 flexible suction tube
- ▶ P/N OE37803 air inlet flow regulator

📦 No.1 packing m³ 0,030 📊 kg 14

P/N OE33134

Male quick connector with check valve, thread M 1" BSP, composed by female quick connector P/N OE33126 and nipple P/N OE33119


MODULAR TRANSFER KIT
P/N OE35285-S

Modular wall-mounted kit for dispensing from drums 180 - 220 kg or tank, equipped with:

- ▶ P/N OE35160 pump R 3:1 - 16 l/min ▶ P/N OE38043 wall bracket
- ▶ P/N OE38042 bung adaptor ▶ P/N OE38026 flexible suction hose
- ▶ P/N OE38027 rigid suction tube

📦 No.1 packing m³ 0,029 📊 kg 11,4

P/N OE37685-S

Modular wall-mounted kit for dispensing from drums 180 - 220 kg or tank, equipped with:

- ▶ P/N OE36060 pump R 5:1 - 21 l/min ▶ P/N OE38043 wall bracket
- ▶ P/N OE38042 bung adaptor ▶ P/N OE38026 flexible suction hose
- ▶ P/N OE38027 rigid suction tube

📦 No.1 packing m³ 0,029 📊 kg 11,9


MODULAR TRANSFER KIT
P/N OE35293-S

Oil dispenser unit, equipped with:

- ▶ P/N OE35194 pump R 3:1 - 14 l/min ▶ P/N 963/4 hose 1/2" - 4 m
- ▶ P/N OE38042 bung adaptor ▶ P/N OE37758 digital metering gun
- ▶ P/N OE37803 pressure regulator ▶ P/N 932/1 air inlet hose - 1 m

📦 No.2 packing m³ 0,063 📊 kg 11,4

OVERALL DIMENSIONS P:900 H:1285 L:770 mm

P/N OE35296-S

Oil dispenser unit, equipped with:

- ▶ P/N OE36094 pump R 5:1 - 18 l/min ▶ P/N 963/4 hose 1/2" - 4 m
- ▶ P/N OE38042 bung adaptor ▶ P/N OE37758 digital metering gun
- ▶ P/N OE37803 pressure regulator ▶ P/N 932/1 air inlet hose - 1 m

📦 No.2 packing m³ 0,063 📊 kg 12

OVERALL DIMENSIONS P:900 H:1345 L:770 mm

KIT FOR DISPENSING FROM TANK



P/N 0E36340

Modular wall-mounted kit for tank, complete with:

- ▶ P/N 0E90C/51 pump R 5:1 - 45 l/min ▶ P/N 0E10/10 pump support bracket
- ▶ P/N 0E33434 bung adaptor ▶ P/N 0E38026 flexible suction hose
- ▶ P/N 0E38056 rigid suction tube ▶ P/N 963/1 air hose connection 1/2" - 1 m
- ▶ P/N 983/1 oil hose connection 1" - 1 m ▶ P/N 0E38211 ball valve 1/2"
- ▶ P/N 0E33119 nipple 1/2" x 1/2" G ▶ P/N 0E37817 air regulator

📦 No.2 packing m³ 0,120 🏺 kg 23

P/N 0E36350

Modular wall-mounted kit for tank, complete with:

- ▶ P/N 0E90C/71 pump R 7:1 - 30 l/min ▶ P/N 0E10/10 pump support bracket
- ▶ P/N 0E33434 bung adaptor ▶ P/N 0E38026 flexible suction hose
- ▶ P/N 0E38056 rigid suction tube ▶ P/N 963/1 air hose connection 1/2" - 1 m
- ▶ P/N 983/1 oil hose connection 1" - 1 m ▶ P/N 0E38211 ball valve 1/2"
- ▶ P/N 0E33119 nipple 1/2" x 1/2" G ▶ P/N 0E37817 air regulator

📦 No.2 packing m³ 0,120 🏺 kg 22



P/N 0E36610-S

Dispensing kit for oil and allied products with pump inserted centrally and hose reel,

complete with: ▶ P/N 0E35163 pump R 3:1 - 14 l/min ▶ P/N 0E36602 pump support bracket ▶ P/N 0E38071 nipple 1/2" x 1/2" G ▶ P/N 430/41 hose reel 1/2" with 10 m ▶ P/N 0E37758 digital metering gun ▶ P/N 900 drip-tray

📦 No.4 packing m³ 0,250 🏺 kg 48

P/N 0E36620-S

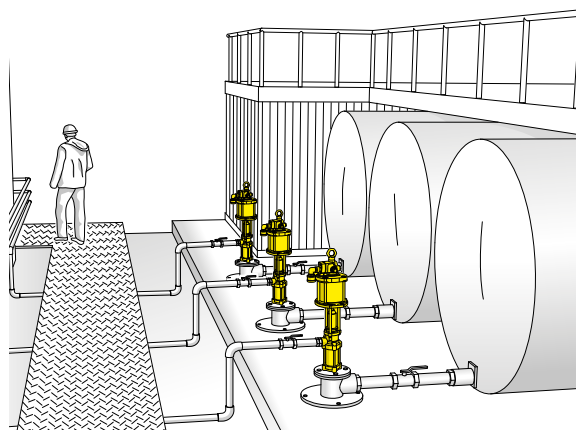
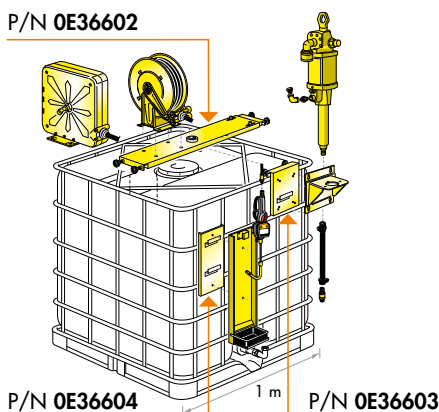
Dispensing kit for oil and allied products with pump inserted centrally and hose reel,

complete with: ▶ P/N 0E36063 pump R 5:1 - 18 l/min ▶ P/N 0E36602 pump support bracket ▶ P/N 0E38071 nipple 1/2" x 1/2" G ▶ P/N 430/41 hose reel 1/2" with 10 m ▶ P/N 0E37758 digital metering gun ▶ P/N 900 drip-tray

📦 No.4 packing m³ 0,250 🏺 kg 49

PUMP AND HOSE REEL SUPPORTS AVAILABLE FOR PERSONALIZED KIT

P/N 0E36602



The possible solutions for equipping kits for tanks are many, due to the various shapes and sizes of the tanks (cube, rectangular, cylindrical) and the way in which the pump can be mounted (with suction tube dipped, connected to a ball valve on the bottom, etc.). Therefore we recommend choosing the necessary components from among those indicated below, in order to make up the kit best suited to your needs.

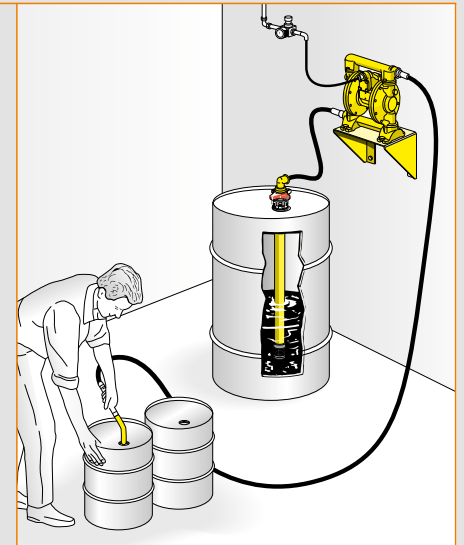
MODULAR TRANSFER KIT

P/N OE33510

Modular wall-mounted kit, for transfer from drums 180 - 220 kg or tank, complete with:

- ▶ P/N OE33/2011NHHV2 diaphragm pump R 1:1 - 70 l/min - seals NBR
- ▶ P/N OE33590 wall bracket
- ▶ P/N OE333434 bung adaptor
- ▶ P/N OE38026 flexible suction hose
- ▶ P/N OE33581 rigid suction hose

📦 No.2 packing m³ 0,054 🏠 kg 15



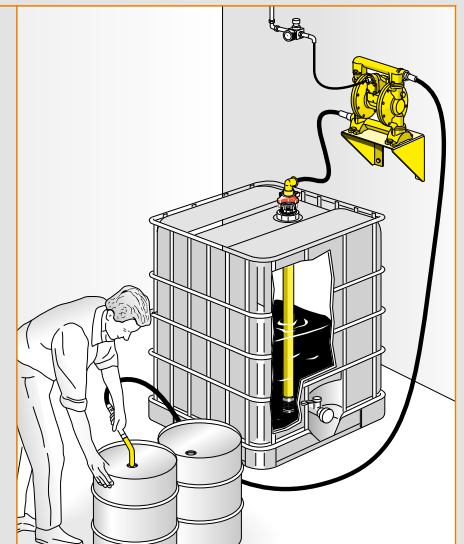
MODULAR TRANSFER KIT

P/N OE33520

Modular wall-mounted kit, for transfer from drums 180 - 220 kg or tank, complete with:

- ▶ P/N OE33/2011NHHV2 diaphragm pump R 1:1 - 70 l/min - seals NBR
- ▶ P/N OE33590 wall bracket
- ▶ P/N OE37781 digital litre-counter
- ▶ P/N OE33434 bung adaptor
- ▶ P/N OE38026 flexible suction hose
- ▶ P/N OE33581 rigid suction hose
- ▶ P/N 973/305 hose 3/4" - 5m
- ▶ P/N OE33153 delivery gun
- ▶ P/N OE33117 nipple 3/4" x 3/4" BSP

📦 No.2 packing m³ 0,085 🏠 kg 20,5



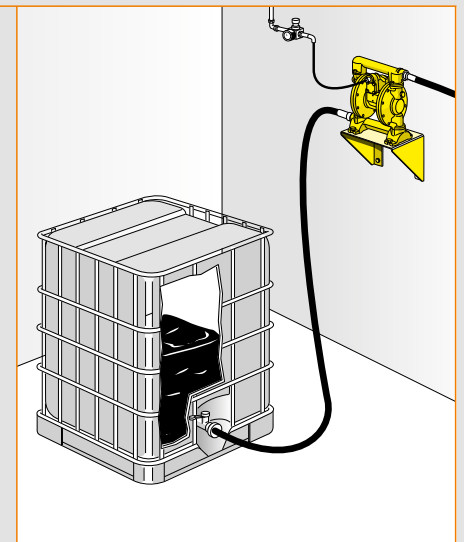
WALL-MOUNTED KIT FOR TRANSFER FROM TANK

P/N OE33530

Modular wall-mounted kit, for transfer from tank, complete with:

- ▶ P/N OE33/2011NHHV2 diaphragm pump R 1:1 - 70 l/min - seals NBR
- ▶ P/N OE33590 wall bracket
- ▶ P/N OE38026 flexible suction hose
- ▶ P/N OE38091 check valve

📦 No.1 packing m³ 0,040 🏠 kg 15



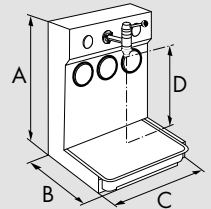


OIL BAR

P/N		OE37690	OE37689	OE37688	OE37691	OE37687	OE37686
Tap for oil bar	P/N	OE37692x1	OE37692x2	OE37692x3	OE37692x1	OE37692x2	OE37692x3
Digital litre-counter kit	P/N	-	-	-	OE37830x1	OE37830x2	OE37830x3
Packing	No.- m ³	1 - 0,136	1 - 0,136	1 - 0,136	1 - 0,136	1 - 0,136	1 - 0,136
Weight	Kg	23,8	25	26,2	25	26,5	28
Dimensions (A x B x C x D)	mm	670 - 430 560 - 460	670 - 430 560 - 460	670 - 430 560 - 460	670 - 430 560 - 460	670 - 430 560 - 460	670 - 430 560 - 460

⚠ A max of 3 taps and 3 digital litre-counter kits can be fitted on the oil bar

OVERALL DIMENSIONS



KIT FEEDING PUMP

P/N OE37695-S

Kit with drum pump for feeding oil bar, comprising: ▶ P/N OE35194 pump R 3:1 - 14 l/min
▶ P/N OE38042 bung adaptor ▶ P/N 963/4 hose 1/2" - 4 m
▶ elbow M 1/2"x M1/2" ▶ nipple M1/2" x F1/2"

📦 No.2 packing m³ 0,042 📊 kg 8,8

DRUM OIL BAR

P/N OE37697-S

Oil bar for drums, comprising: ▶ P/N OE35194 pump R 3:1 - 14 l/min
▶ P/N OE38042 bung adaptor ▶ P/N OE37683 tap for oil bar with connection to pump
▶ P/N OE37699 drip-catcher tray

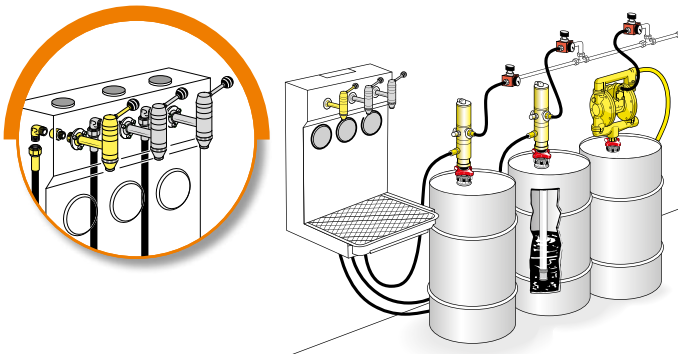
📦 No.2 packing m³ 0,034 📊 kg 12

P/N OE37698-S

Oil bar for drums, comprising: ▶ P/N OE35194 pump R 3:1 - 14 l/min
▶ P/N OE38042 bung adaptor ▶ P/N OE37683 tap for oil bar with connection to pump

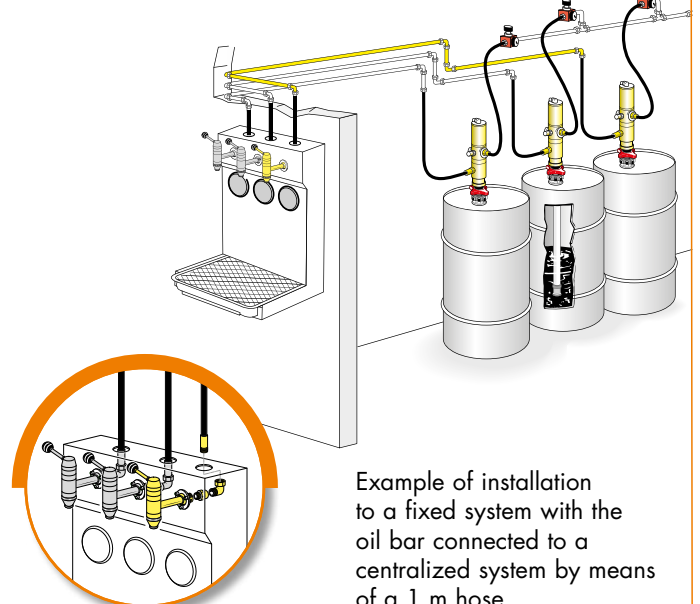
📦 No.2 packing m³ 0,025 📊 kg 9,5

EXAMPLE OF INSTALLATION WITH HOSE



Example of installation of an oil bar with three service taps connected by hoses to the feeder pumps. This type of connection is only recommended for short distances. After the air is connected to the pump, by operating the tap handle, it will always be ready to use

EXAMPLE OF INSTALLATION TO FIXED SYSTEM



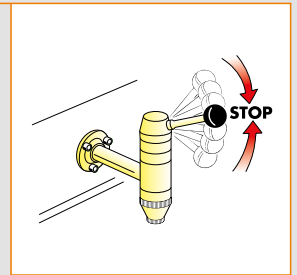
Example of installation to a fixed system with the oil bar connected to a centralized system by means of a 1 m hose

OIL BAR ACCESSORIES

P/N OE37692

Double valve tap with antispash filter for oil bar inlet connection F 1/2" + M 3/4"

⚠ It guarantees maximum delivery while preventing sprays caused by possible air bubbles in the system. Closing is automatic upon releasing the lever

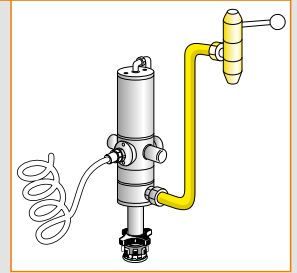


P/N OE37683

Oil tap with pump connection,

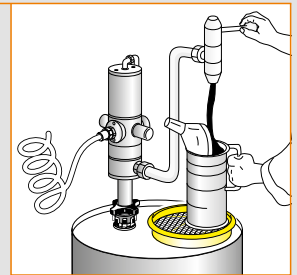
equipped with:

- ▶ P/N OE37681 tap for oil bar
- ▶ P/N OE37682 oil bar tap connection tube



P/N OE37699

Drip-catcher tray suitable to be placed above a 200 l drum

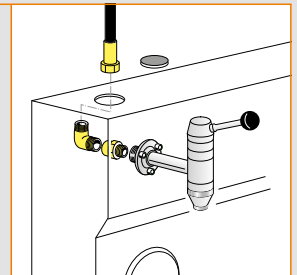


P/N OE37693

Kit for connecting oil bar to fixed system,

equipped with:

- ▶ P/N 963/1 tube M 1/2" x F 1/2" - 1m
- ▶ elbow M 1/2" x F 1/2"
- ▶ nipple M 1/2" x F 1/2"

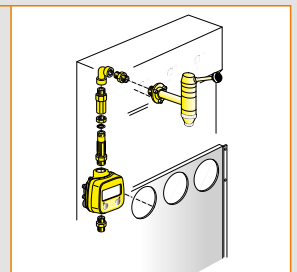


P/N OE37830

Digital litre-counter kit for oil bar,

equipped with:

- ▶ P/N OE37780 digital litre-counter
- ▶ 90° elbow to fit oil top
- ▶ connections M 1/2" x F 1/2"

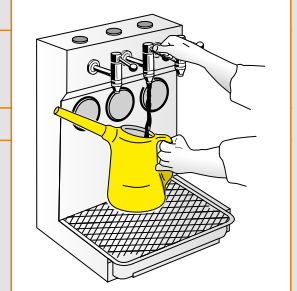


P/N OE38102 *

2 litre jug

P/N OE38105 *

5 litre jug



* Articles not manufactured by ECODORA

DIGITAL METER

P/N OE37780 *

Digital meters for oil and similar products max flow rate 35 l/min, equipped with:
 ▶ connection F 1/2" G ▶ Meter uses standard "off the shelf" two 1.5 v AAA batteries

No.1 packing m³ 0,0015 kg 0,85

OVERALL DIMENSIONS P:94 H:55 L:90 mm

P/N OE37781 *

Digital meters for oil and similar products max flow rate 70 l/min, equipped with:
 ▶ connection F 3/4" G ▶ Meter uses standard "off the shelf" two 1.5 v AAA batteries

No.1 packing m³ 0,0018 kg 1

OVERALL DIMENSIONS P:94 H:77 L:92 mm

P/N OE37782 *

Digital meters for oil and similar products max flow rate 100 l/min, equipped with:
 ▶ connection F 1" G + Flanges ▶ Meter uses standard "off the shelf" two 1.5 v AAA batteries

No.1 packing m³ 0,005 kg 1,35

OVERALL DIMENSIONS P:94 H:96 L:110 mm

P/N OE37785 *

Digital meters for antifreeze and windshield washing liquid max flow rate 40 l/min, equipped with:
 ▶ connection F 1/2" G ▶ Meter uses standard "off the shelf" two 1.5 v AAA batteries

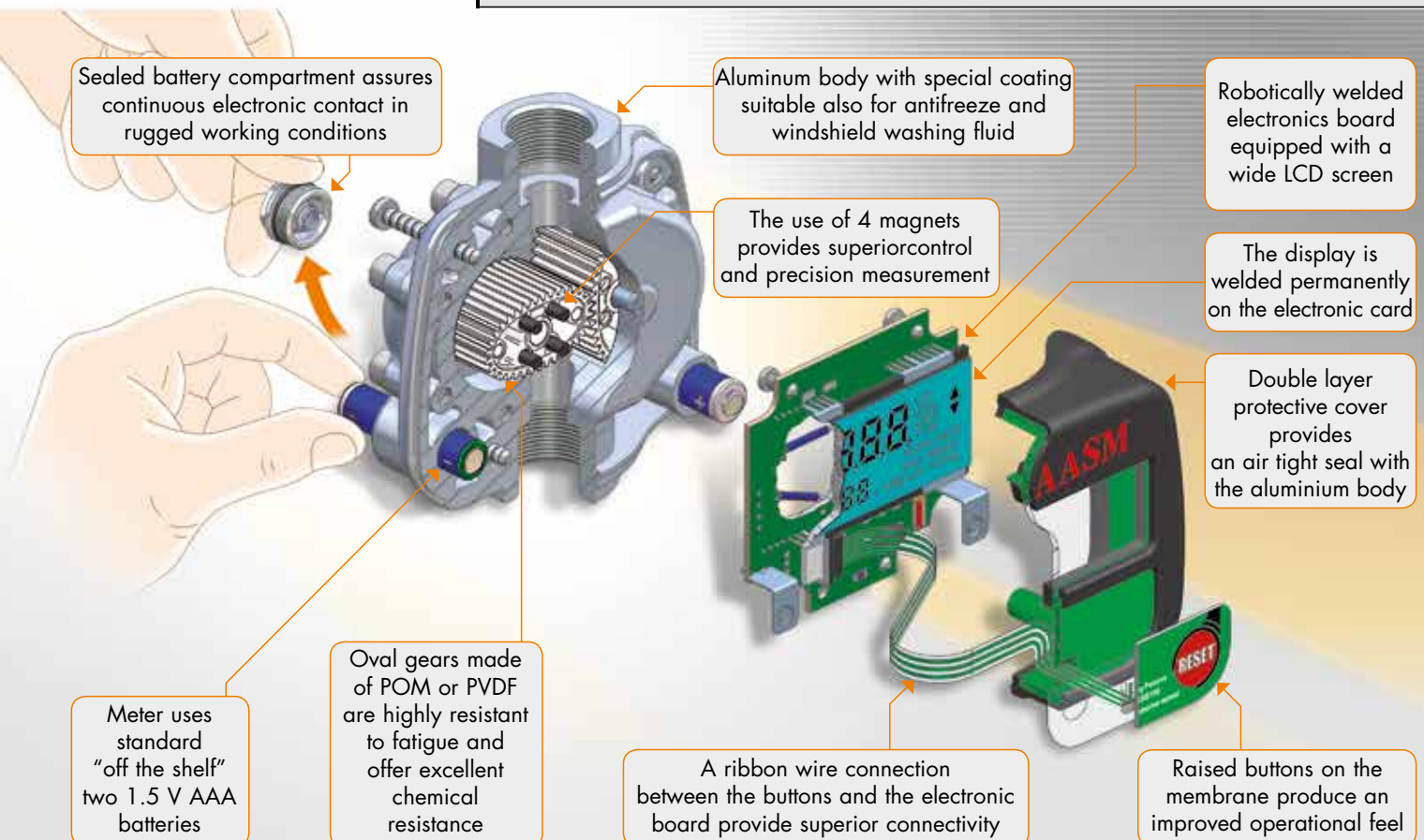
No.1 packing m³ 0,0015 kg 0,85

OVERALL DIMENSIONS P:94 H:55 L:90 mm



* Not type-approved for public use

P/N		OE37780	OE37781	OE37782	OE37785
Flow rate	l/min	35	70	100	40
Compatible fluids		oil and similar products, diesel fuel	oil and similar products, diesel fuel	oil and similar products, diesel fuel	antifreeze and windshield washing liquid
Body's material		aluminium	aluminium	aluminium	oxidized aluminium
Gear's material		POM	POM	POM	PVDF
Inlet		F 1/2"G	F 3/4"G	F 1"G + Flange	F 1/2"G
Outlet		F 1/2"G	F 3/4"G	F 1"G + Flange	F 1/2"G
Max working pressure	bar	70	70	70	70
Burst pressure	bar	200	200	200	200
Accuracy		± 0,3%	± 0,3%	± 0,3%	± 0,5%



Gun for OIL and SIMILAR

Series 1/2" - 30TP



Series	1/2" 30TP	
Flow rate	l/min	30
Max pressure	bar	60
Inlet union	F1/2"G	
Seals	NBR	

Series 1/2" - 40AL - 40AP



Series	1/2" 40AL-40AP	
Flow rate	l/min	40
Max pressure	bar	70
Inlet union	F1/2"G	
Seals	Viton®	

Series 1/2" - 65AP



Series	1/2" 65AP	
Flow rate	l/min	65
Max pressure	bar	100
Inlet union	F1/2"G	
Seals	Viton®	

Series 3/4" - 70AP



Series	3/4" 70AP	
Flow rate	l/min	70
Max pressure	bar	100
Inlet union	F3/4"G	
Seals	Viton®	

Series 3/4" - 85AP



Series	3/4" 80AP	
Flow rate	l/min	85
Max pressure	bar	100
Inlet union	F3/4"G	
Seals	Viton®	

GUN FOR OIL AND SIMILAR SERIES 1/2" - 30TP



P/N OE38023

Grip in technopolymer for oil gun equipped with:
 ▶ F 1/2" G inlet swivel joint ▶ filter ▶ F 3/8" G outlet



P/N OE33120

Oil gun equipped with: ▶ F 1/2" G inlet swivel joint ▶ filter
 ▶ high flow rate rigid terminal

P/N OE37730 *

Oil gun with digital litre-counter P/N OE37780 equipped with:
 ▶ F 1/2" G inlet swivel joint ▶ filter ▶ high flow rate rigid terminal



P/N OE38024

Oil gun equipped with: ▶ F 1/2" G inlet swivel joint ▶ filter
 ▶ rigid terminal ▶ semiautomatic drip-catcher nozzle ø 16 mm

P/N OE37729 *

Oil gun with digital litre-counter P/N OE37780 equipped with:
 ▶ F 1/2" G inlet swivel joint ▶ filter ▶ rigid terminal
 ▶ semiautomatic drip-catcher nozzle ø 16 mm



P/N OE38141

Oil gun equipped with:
 ▶ F 1/2" G inlet swivel joint ▶ filter
 ▶ rigid terminal ▶ **automatic drip-catcher nozzle** ø 16 mm

P/N OE38146 *

Oil gun with digital litre-counter P/N OE37780
 equipped with: ▶ F 1/2" inlet swivel joint ▶ filter
 ▶ rigid terminal ▶ **automatic drip-catcher nozzle** ø 16 mm



P/N OE38025

Oil gun equipped with: ▶ F 1/2" G inlet swivel joint
 ▶ filter ▶ flexible terminal
 ▶ semiautomatic drip-catcher nozzle ø 16 mm

P/N OE38140 *

Oil gun equipped with: ▶ F 1/2" G inlet swivel joint
 ▶ filter ▶ flexible terminal
 ▶ **automatic drip-catcher nozzle** ø 16 mm



P/N OE37728

Oil gun with digital litre-counter P/N OE37780 equipped with:
 ▶ F 1/2" G inlet swivel joint ▶ filter ▶ flexible terminal
 ▶ semiautomatic drip-catcher nozzle ø 16 mm

P/N OE38145 *

Oil gun with digital litre-counter P/N OE37780 equipped with:
 ▶ F 1/2" G inlet swivel joint ▶ filter ▶ flexible terminal
 ▶ **automatic drip-catcher nozzle** ø 16 mm

GUN FOR OIL AND SIMILAR SERIES 1/2" - 40AL



P/N OE38020

Grip in aluminium for oil gun equipped with:
 ▶ F 1/2" G inlet swivel joint ▶ filter ▶ F 3/8" G outlet



P/N OE33121

Oil gun equipped with:
 ▶ F 1/2" G inlet swivel joint ▶ filter ▶ high flow rate rigid terminal

P/N OE37760 *

Oil gun with digital litre-counter P/N OE37780 equipped with:
 ▶ F 1/2" G inlet swivel joint ▶ filter ▶ high flow rate rigid terminal



P/N OE38021

Oil gun equipped with: ▶ F 1/2" G inlet swivel joint ▶ filter
 ▶ rigid terminal ▶ semiautomatic drip-catcher nozzle ø 16 mm

P/N OE38151

Oil gun equipped with: ▶ F 1/2" G inlet swivel joint ▶ filter
 ▶ rigid terminal ▶ automatic drip-catcher nozzle ø 16 mm



P/N OE37759 *

Oil gun with digital litre-counter P/N OE37780 equipped with:
 ▶ F 1/2" G inlet swivel joint ▶ filter ▶ rigid terminal
 ▶ semiautomatic drip-catcher nozzle ø 16 mm

P/N OE38156 *

Oil gun with digital litre-counter P/N OE37780 equipped with:
 ▶ F 1/2" G inlet swivel joint ▶ filter ▶ rigid terminal
 ▶ automatic drip-catcher nozzle ø 16 mm



P/N OE38022

Oil gun equipped with: ▶ F 1/2" G inlet swivel joint
 ▶ filter ▶ flexible terminal
 ▶ semiautomatic drip-catcher nozzle ø 16 mm

P/N OE38150

Oil gun equipped with: ▶ F 1/2" G inlet swivel joint
 ▶ filter ▶ flexible terminal
 ▶ automatic drip-catcher nozzle ø 16 mm



P/N OE37758 *

Oil gun with digital litre-counter P/N OE37780 equipped with:
 ▶ F 1/2" G inlet swivel joint ▶ filter ▶ flexible terminal
 ▶ semiautomatic drip-catcher nozzle ø 16 mm

P/N OE38155 *

Oil gun with digital litre-counter P/N OE37780 equipped with:
 ▶ F 1/2" G inlet swivel joint ▶ filter ▶ flexible terminal
 ▶ automatic drip-catcher nozzle ø 16 mm

GUN FOR OIL AND SIMILAR SERIES 1/2" - 40AP



lever locking button



Coloured caps supplied for all the range

P/N OE37740

Grip in aluminium for oil gun equipped with:

- ▶ F 1/2" G inlet swivel joint
- ▶ filter
- ▶ F 3/8" G outlet
- ▶ lever locking button



P/N OE37743

Oil gun equipped with: ▶ F 1/2" G inlet swivel joint ▶ filter ▶ high flow rate rigid terminal ▶ lever locking button

P/N OE37788 *

Oil gun with digital litre-counter P/N OE37780 equipped with:

- ▶ F 1/2" G inlet swivel joint
- ▶ filter
- ▶ high flow rate rigid terminal
- ▶ lever locking button



P/N OE37742

Oil gun equipped with: ▶ F 1/2" G inlet swivel joint ▶ filter ▶ rigid terminal ▶ semiautomatic drip-catcher nozzle ø 16 mm ▶ lever locking button

P/N OE37787 *

Oil gun with digital litre-counter P/N OE37780 equipped with:

- ▶ F 1/2" G inlet swivel joint
- ▶ filter
- ▶ rigid terminal
- ▶ semiautomatic drip-catcher nozzle ø 16 mm,
- ▶ lever locking button



P/N OE37741

Oil gun equipped with:

- ▶ F 1/2" G inlet swivel joint
- ▶ filter
- ▶ flexible terminal
- ▶ semiautomatic drip-catcher nozzle ø 16 mm ▶ lever locking button

P/N OE37786 *

Oil gun with digital litre-counter P/N OE37780 equipped with:

- ▶ F 1/2" G inlet swivel joint
- ▶ filter
- ▶ flexible terminal
- ▶ semiautomatic drip-catcher nozzle ø 16 mm ▶ lever locking button

* Not type-approved for public use

SUPPLIED WITH ALL GUNS

inlet filter

supplied with all our oil, antifreeze, windshield liquid delivery gun



GUN FOR OIL AND SIMILAR SERIES 1/2" - 65AP



P/N OE37750

Grip in aluminium for oil gun equipped with:

- ▶ F 1/2" G inlet swivel joint ▶ filter
- ▶ F 1/2" G outlet ▶ lever locking button



P/N OE33140

High flow rate oil gun equipped with:

- ▶ F 1/2" G inlet swivel joint ▶ filter
- ▶ high flow rate rigid terminal ▶ lever locking button

P/N OE37796 *

High flow rate oil gun with digital litre-counter P/N OE37780

- equipped with:
- ▶ F 1/2" G inlet swivel joint ▶ filter
 - ▶ high flow rate rigid terminal ▶ lever locking button
 - ▶ max pressure 70 bar



P/N OE37752

- Oil gun equipped with:
- ▶ F 1/2" G inlet swivel joint ▶ filter
 - ▶ rigid terminal ▶ semiautomatic drip-catcher nozzle ø 21 mm
 - ▶ lever locking button

P/N OE37795 *

Oil gun with digital litre-counter P/N OE37780 equipped with:

- ▶ F 1/2" G inlet swivel joint ▶ filter ▶ rigid terminal
- ▶ semiautomatic drip-catcher nozzle ø 21 mm
- ▶ lever locking button ▶ max pressure 70 bar



P/N OE37751

- Oil gun equipped with:
- ▶ F 1/2" G inlet swivel joint ▶ filter
 - ▶ flexible terminal ▶ semiautomatic drip-catcher nozzle ø 21 mm
 - ▶ lever locking button

P/N OE37794 *

Oil gun with digital litre-counter P/N OE37780 equipped with:

- ▶ F 1/2" G inlet swivel joint ▶ filter ▶ flexible terminal
- ▶ semiautomatic drip-catcher nozzle ø 21 mm
- ▶ lever locking button ▶ max pressure 70 bar

GUN FOR OIL AND SIMILAR SERIES 3/4" - 70AP



P/N OE37775

High delivery oil grip equipped with:

- ▶ F 3/4"G inlet swivel joint ▶ filter ▶ F 1/2"G outlet
- ▶ lever locking button



P/N OE37778

High flow rate oil gun equipped with:

- ▶ F 3/4"G inlet swivel joint ▶ filter
- ▶ high flow rate rigid terminal
- ▶ lever locking button

P/N OE37799 *

High flow rate oil gun with digital litre-counter P/N OE37781

- equipped with:
- ▶ F 3/4"G inlet swivel joint ▶ filter
 - ▶ high flow rate rigid terminal
 - ▶ lever locking button ▶ max pressure 70 bar



P/N OE37777

High flow rate oil gun equipped with:

- ▶ F 3/4"G inlet swivel joint ▶ filter ▶ rigid terminal
- ▶ semiautomatic drip-catcher nozzle ø 35 m
- ▶ lever locking button

P/N OE37798 *

High flow rate oil gun with digital litre-counter P/N OE37781

- equipped with:
- ▶ F 3/4"G inlet swivel joint ▶ filter
 - ▶ rigid terminal ▶ semiautomatic drip-catcher nozzle ø 35 m
 - ▶ lever locking button ▶ max pressure 70 bar



P/N OE37776

High flow rate oil gun equipped with:

- ▶ F 3/4"G inlet swivel joint ▶ filter ▶ flexible terminal
- ▶ semiautomatic drip-catcher nozzle ø 35 mm
- ▶ lever locking button

P/N OE37797 *

High flow rate oil gun with digital litre-counter P/N OE37781

- equipped with:
- ▶ F 3/4"G inlet swivel joint ▶ filter
 - ▶ flexible terminal ▶ semiautomatic drip-catcher nozzle ø 35 mm
 - ▶ lever locking button ▶ max pressure 70 bar

GUN FOR OIL AND SIMILAR SERIES 3/4" - 85AP

P/N 0E33150

High delivery oil grip equipped with:

- ▶ F 3/4"G inlet swivel joint ▶ filter ▶ F 3/4"G outlet
- ▶ **lever locking button**


P/N 0E33153

High delivery oil gun grip equipped with:

- ▶ F 3/4"G inlet swivel joint ▶ filter
- ▶ rigid terminal with free outlet
- ▶ **lever locking button**

P/N 0E33148 *

High delivery oil gun grip with digital litre-counter

- P/N 0E37781 equipped with: ▶ F 3/4"G inlet swivel joint
- ▶ filter ▶ rigid terminal with free outlet
 - ▶ **lever locking button** ▶ max pressure 70 bar


P/N 0E33152

High delivery oil gun grip equipped with:

- ▶ F 3/4"G inlet swivel joint ▶ filter
- ▶ rigid terminal ▶ semiautomatic drip-catcher nozzle ø 35 mm
- ▶ **lever locking button**

P/N 0E33147 *

High delivery oil gun grip with digital litre-counter

- P/N 0E37781 equipped with: ▶ F 3/4"G inlet swivel joint
- ▶ filter ▶ rigid terminal ▶ semiautomatic drip-catcher nozzle ø 35 mm
 - ▶ **lever locking button** ▶ max pressure 70 bar


P/N 0E33151

High delivery oil grip equipped with:

- ▶ F 3/4"G inlet swivel joint ▶ filter ▶ flexible terminal
- ▶ semiautomatic drip-catcher nozzle ø 35 mm
- ▶ **lever locking button**

P/N 0E33146 *

High delivery oil gun grip with digital litre-counter

- P/N 0E37781 equipped with: ▶ F 3/4"G inlet swivel joint
- ▶ filter ▶ flexible terminal
 - ▶ semiautomatic drip-catcher nozzle ø 35 mm
 - ▶ **lever locking button** ▶ max pressure 70 bar

ANTIFREEZE SERIES 1/2" - 40AL



P/N OE37764 *

Antifreeze gun with digital litre-counter P/N OE37785 equipped with: ▶ F 1/2"G inlet swivel joint ▶ filter ▶ high flow rate rigid terminal



P/N OE37763 *

Antifreeze gun with digital litre-counter P/N OE37785 equipped with: ▶ F 1/2"G inlet swivel joint ▶ filter ▶ rigid terminal ▶ semiautomatic drip-catcher nozzle ø 16 mm

P/N OE38161 *

Antifreeze gun with digital litre-counter P/N OE37785 equipped with: ▶ F 1/2"G inlet swivel joint ▶ filter ▶ rigid terminal ▶ automatic drip-catcher nozzle ø 16 mm



P/N OE37762 *

Antifreeze gun with digital litre-counter P/N OE37785 equipped with: ▶ F 1/2"G inlet swivel joint ▶ filter ▶ flexible terminal ▶ semiautomatic drip-catcher nozzle ø 16 mm

P/N OE38160 *

Antifreeze gun with digital litre-counter P/N OE37785 equipped with: ▶ F 1/2"G inlet swivel joint ▶ filter ▶ flexible terminal ▶ automatic drip-catcher nozzle ø 16 mm

ANTIFREEZE SERIES 1/2" - 40AP



P/N OE37792 *

Antifreeze gun with digital litre-counter P/N OE37785 equipped with: ▶ F 1/2"G inlet swivel joint ▶ filter ▶ high flow rate rigid terminal ▶ lever locking button



P/N OE37791 *

Antifreeze gun with digital litre-counter P/N OE37785 equipped with: ▶ F 1/2"G inlet swivel joint ▶ filter ▶ rigid terminal ▶ semiautomatic drip-catcher nozzle ø 16 mm ▶ lever locking button



P/N OE37790 *

Antifreeze gun with digital litre-counter P/N OE37785 equipped with: ▶ F 1/2"G inlet swivel joint ▶ filter ▶ flexible terminal ▶ semiautomatic drip-catcher nozzle ø 16 mm ▶ lever locking button

WINDSHIELD WASHING LIQUID GUN S. 1/2" - 40AN



P/N OE33445

Windshield washing liquid gun equipped with: ▶ F 1/2"G inlet swivel joint ▶ filter ▶ high flow rate rigid terminal

P/N OE33446 *

Windshield washing liquid gun with digital litre-counter P/N OE37785 equipped with: ▶ F 1/2"G inlet swivel joint ▶ filter ▶ high flow rate rigid terminal

DIGITAL DISPENSING OIL
P/N 0E37704 * *
Digital dispensing oil gun with preselection,
equipped with:

- ▶ F 1/2"G inlet swivel joint
- ▶ flexible terminal
- ▶ semiautomatic nozzle ø 16 mm


MECHANICAL LITRE-COUNTER
P/N 0E37701 * *
Mechanical litre-counter for oil,
equipped with:

- ▶ F 1/2"G x F 1/2"G connections
- ▶ indicator 0 -10 litres
- ▶ total up to 9999 litres


OIL GUN WITH MECHANICAL LITRE-COUNTER
P/N 0E37703 * *
Oil gun with mechanical litre-counter (P/N 0E37701)

equipped with:

- ▶ F 1/2"G inlet swivel joint
- ▶ flexible terminal
- ▶ semiautomatic nozzle ø 16 mm



ACCESSORIES FOR GUNS S. 1/2" - 30TP - 40AL

P/N OE38015

Semiautomatic drip-catcher nozzle \varnothing 10 mm



P/N OE38115

Automatic drip-catcher nozzle \varnothing 10 mm

P/N OE38016

Semiautomatic drip-catcher nozzle \varnothing 16 mm



P/N OE38116

Automatic drip-catcher nozzle \varnothing 16 mm

P/N OE38017

Semiautomatic drip-catcher nozzle \varnothing 8 mm



P/N OE38018

Curved semiautomatic drip-catcher nozzle \varnothing 8 mm

► for terminal S. 1/2" 30TP - 40AL - 40AP



P/N OE38009

Straight flexible terminal with semiautomatic drip-catcher nozzle \varnothing 16 mm

► connection M 3/8"G



P/N OE38109

Straight flexible terminal with automatic drip-catcher nozzle \varnothing 16 mm

► for oil and antifreeze gun S. 1/2" 30TP - 40AL - 40AP



P/N OE38010

Flexible terminal with semiautomatic drip-catcher nozzle \varnothing 16 mm

► connection M 3/8"G



P/N OE38014

Flexible terminal with curved semiautomatic drip-catcher nozzle \varnothing 8 mm

► for oil gun S. 1/2" 30TP - 40AL - 40AP



P/N OE38110

Flexible terminal with automatic drip-catcher nozzle \varnothing 16 mm

► for oil and antifreeze gun S. 1/2" 30TP - 40AL - 40AP



P/N OE38011

Rigid terminal with semiautomatic drip-catcher nozzle \varnothing 16 mm

► connection M 3/8"G



P/N OE38111

Rigid terminal with automatic drip-catcher nozzle \varnothing 16 mm

► for oil and antifreeze gun S. 1/2" 30TP - 40AL - 40AP



P/N OE38013

Rigid terminal 45° with semiautomatic drip-catcher nozzle \varnothing 16 mm

► connection M 3/8"



P/N OE38012

High delivery rigid terminal with free outlet \varnothing 20 mm

► connection M 3/8"G



P/N OE38062

Swivel joint in galvanized steel for oil and antifreeze gun M/F 1/2"G



P/N OE38064

Swivel joint in brass for gun M/F 1/2"G, standard on OE33445 and OE33446

ACCESSORIES FOR GUNS S. 1/2" - 65AP



P/N OE38034

Semiautomatic drip-catcher nozzle \varnothing 21 mm



P/N OE38035

Semiautomatic drip-catcher nozzle \varnothing 27 mm



P/N OE38033

Straight flexible terminal with semiautomatic drip-catcher nozzle \varnothing 21 mm

► connection M 1/2"G



P/N OE38029

Flexible terminal with semiautomatic drip-catcher nozzle \varnothing 21 mm

► connection M 1/2"G



P/N OE38030

Rigid terminal with semiautomatic drip-catcher nozzle \varnothing 21 mm

► connection M 1/2"G



P/N OE38031

Rigid terminal 45° with semiautomatic drip-catcher nozzle \varnothing 21 mm

► connection M 1/2"G



P/N OE38032

High delivery rigid terminal with free outlet \varnothing 20 mm

► connection M 1/2"G



P/N OE38063

Swivel joint for gun M/F 1/2"G

ACCESSORIES FOR GUNS S. 3/4" - 70AP - 85AP



P/N OE38040

High delivery semiautomatic drip-catcher nozzle \varnothing 35 mm



P/N OE38037

High delivery flexible terminal with semiautomatic drip-catcher nozzle \varnothing 35 mm

► connection M 3/4"G



P/N OE38038

High delivery rigid terminal 45° with semiautomatic drip-catcher nozzle \varnothing 35 mm

► connection M 3/4"G



P/N OE38039

High delivery rigid terminal with free outlet \varnothing 26 mm

► connection M 3/4"G



P/N OE38066

Swivel joint for gun M 1/2"G x F 3/4"G



P/N OE38065

Swivel joint for gun, high delivery, inlet M/F 3/4"G

ACCESSORIES FOR OIL PUMPS

P/N OE38046

Bung adaptor ø 32 mm, with double body for pumps with suction tube, Series 500

P/N OE33434

Bung adaptor ø 34 mm, with double body for pumps with suction tube, Series 600

P/N OE38042

Bung adaptor ø 42 mm, with double body for pumps with suction tube, Series 600 e 650

P/N OE38044

Bung adaptor ø 38 mm, with double body for manual double acting oil pumps


P/N OE38051

Bung adaptor ø 50 mm, for pumps with suction tube, Series 500

P/N OE10/14

Bung adaptor ø 45 mm, for industrial pumps with suction tube, Series 900 and 1200

P/N OE10/15

Bung adaptor ø 53 mm, for industrial pumps with suction tube, Series 900 and 1200


P/N OE38047

Wall bracket ø 32 mm, with double body for wall-mounting of pumps, Series 500

P/N OE38043

Wall bracket ø 42 mm, with double body for wall-mounting of pumps, Series 600 and 650


P/N OE38052

Wall bracket ø 50 mm, with clamping system with screw for wall-mounting of pumps, Series 500


P/N OE33115

Wall bracket in steel for wall-mounting of transfer pumps, Series 600 and 650


P/N OE33590

Wall bracket in painted steel for wall-mounting of diaphragm pumps 1/2" and 3/4"

P/N OE33591

Wall bracket in painted steel for wall-mounting of diaphragm pumps 1" and 1.1/4"

ACCESSORIES FOR OIL PUMPS



P/N OE10/10

Wall bracket in painted steel for wall-mounting of integral and flanged industrial pumps, Series 900 and 1200



P/N OE10/11

Wall bracket in painted steel with dampers for wall-mounting of integral and flanged industrial pumps, Series 900 and 1200



P/N OE38099 *

System overpressure control valve ▶ F1/2" G x F1/2" G
▶ calibration 5 - 50 bar

P/N OE38100 *

System overpressure control valve ▶ F3/4" G x F3/4" G
▶ calibration 5 - 50 bar



P/N OE38095 *

"Y" filter in line ▶ F/F 1/2" G for fitting on the outlet of pumps for oil and allied products, max pressure 100 bar

P/N OE38096 *

"Y" filter in line ▶ F/F 1" G for fitting on the outlet of pumps for oil and allied products, max pressure 100 bar



P/N OE33126 *

Female quick connector, ▶ thread F 3/4" G



P/N OE33127 *

Male quick connector, ▶ thread F 3/4" G

* Articles not manufactured by ECODORA



ACCESSORIES FOR OIL PUMPS

P/N OE33106	Nipple M 3/4"NPT x F 3/4"G
P/N OE33107	Nipple M 3/4"G x F 1"NPT
P/N OE33108	Nipple M 1"G x F 3/4"NPT
P/N OE33109	Nipple M 1"G x F 1"NPT
P/N OE38075	Nipple M 1/2"G x F 1/2"NPT
P/N OE38076	Nipple M 1/2"NPT x F 1/2"G
P/N OE38077	Nipple M 3/8"NPT x F 3/8"G
P/N OE38078	Nipple M 3/8"G x F 3/8"NPT
P/N OE38079	Nipple M 1/2"NPT x M 3/8"NPT
P/N OE33111	Nipple M 1.1/4"G x F 1.1/4"NPT
P/N OE33112	Nipple M 3/4"G x F 3/4"NPT
P/N OE33113	Nipple M 1/2"G x F 3/4"NPT



P/N OE38120	Nipple stainless steel AISI 304 M 1/2"G x M 3/8"G
P/N OE38121	Nipple stainless steel AISI 304 M 1/2"G x M 1/2"G



P/N OE38071	Nipple M 1/2"G x M 1/2"G (tapered/cylindrical thread)
P/N OE38072	Nipple M 1/2"G x M 3/8"G (cylindrical/cylindrical thread)
P/N OE38073	Nipple M 3/8"G x M 3/8"G (tapered/cylindrical thread)
P/N OE33114	Nipple M 1"G x M 1/2"G (cylindrical/cylindrical thread)
P/N OE33116	Nipple M 1"G x M 1"G (cylindrical/cylindrical thread)
P/N OE33117	Nipple M 3/4"G x M 3/4"G (cylindrical/cylindrical thread)
P/N OE33118	Nipple M 1/2"G x M 3/4"G (cylindrical/cylindrical thread)
P/N OE33119	Nipple M 1"G x M 3/4"G (cylindrical/cylindrical thread)
P/N OE33275	Nipple M 1/2"G x F 3/4"G (cylindrical/cylindrical thread)
P/N OE33276	Nipple M 3/4"G x F 1"G (cylindrical/cylindrical thread)
P/N OE33277	Nipple M 3/4"G x F 1/2"G (cylindrical/cylindrical thread)



FLOW REGULATOR CHAMBER

P/N OE38097

Flow regulator chamber F 3/4"G x F 3/4"G equipped with:

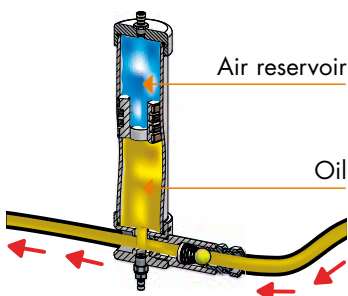
- ▶ one-way valve eliminates sudden pressure changes, ensuring a regular flow
- ▶ suitable for R 1:1 - 3:1 - 5:1 pumps ▶ max pressure 100 bar

P/N OE38098

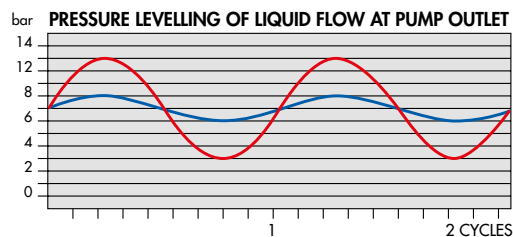
Flow regulator chamber F 3/4"G x F 3/4"G with air tank equipped with:

- ▶ one-way valve eliminates sudden pressure changes, ensuring a regular flow
- ▶ suitable for pumps till R 20:1 ▶ max pressure 100 bar

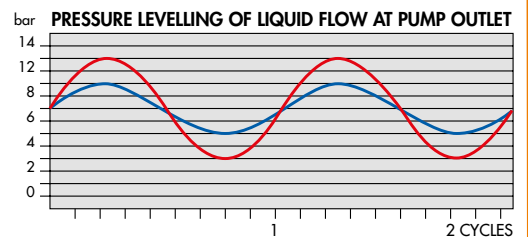
For best performance (P/N OE38098) the pressure in the air reservoir must be equal to pump air feeding pressure



PRESSURE TREND OF OIL PUMP OUTLET



with pump R 3:1 - 8 bar
 ● without chamber P/N OE38098
 ● with chamber P/N OE38098



with pump R 3:1 - 8 bar
 ● without chamber P/N OE38097
 ● with chamber P/N OE38097



4-WAY EVACUATION VALVE

P/N OE38130

4-way evacuation valve with connection F 3/4"G

P/N OE38131

4-way evacuation valve with connection F 1"G

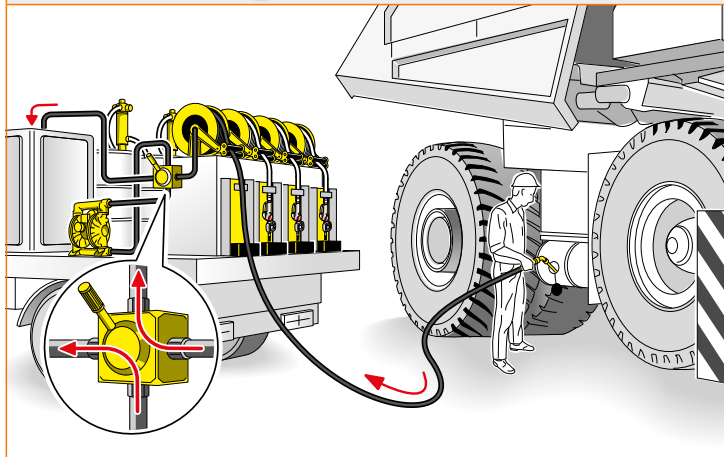
P/N OE38132

4-way evacuation valve with connection F 1.1/2"G

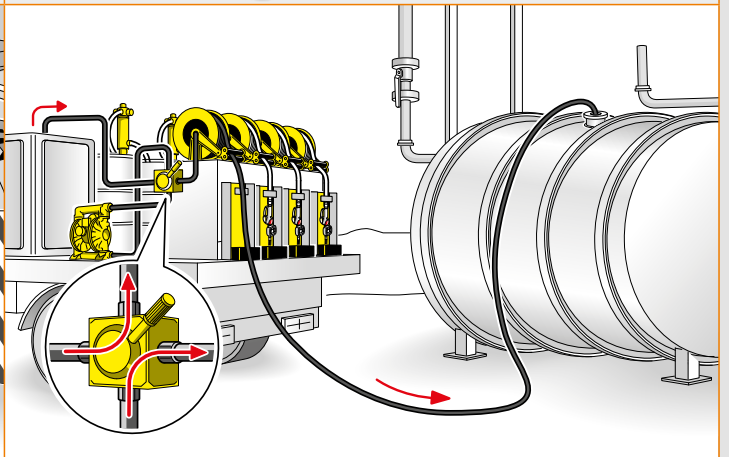
P/N	OE38130	OE38131	OE38132
Seals	Viton®	Viton®	Viton®
Connection	F 3/4"G	F 1"G	F 1.1/2"G
Pressure	bar	14	14
Weight	Kg	3	3

The 4-way evacuation valve is used for extraction (Fig. 1) and discharge (Fig. 2) of waste oil, hydraulic fluid, gear and engine oil, antifreeze

1 EXTRACTION



2 DISCHARGE



P/N OE38210



P/N OE38211

P/N OE38210 *

Ball cock F 1/2"G x F 1/2"G total passage for system ► max pressure 70 bar

P/N OE38211 *

Ball cock F 1"G x F 1"G total passage for system ► max pressure 70 bar

* Articles not manufactured by ECODORA

CONNECTION HOSES



P/N 932/1	Hose M 1/4" x F 1/4"	► ø 1/4"	► 1m	► 20 bar
P/N 932/2	Hose M 1/4" x F 1/4"	► ø 1/4"	► 2m	► 20 bar
P/N 963/06	Hose M 1/2" x F 1/2"	► ø 1/2"	► 0,6m	► 150 bar
P/N 963/1	Hose M 1/2" x F 1/2"	► ø 1/2"	► 1m	► 150 bar
P/N 963/2	Hose F 1/2" x F 1/2"	► ø 1/2"	► 2m	► 150 bar
P/N 963/4	Hose M 1/2" x F 1/2"	► ø 1/2"	► 4m	► 150 bar
P/N 963/11	Hose M 1/2" x F 1/2"	► ø 1/2"	► 10m	► 150 bar
P/N 963/15	Hose M 1/2" x F 1/2"	► ø 1/2"	► 15m	► 150 bar
P/N 963/20	Hose M 1/2" x F 1/2"	► ø 1/2"	► 20m	► 150 bar
P/N 963/25	Hose M 1/2" x F 1/2"	► ø 1/2"	► 25m	► 150 bar
P/N 973/306	Hose M 3/4" x F 3/4"	► ø 3/4"	► 0,6m	► 100 bar
P/N 973/305	Hose M 3/4" x F 3/4"	► ø 3/4"	► 5m	► 100 bar
P/N 973/308	Hose M 3/4" x F 3/4"	► ø 3/4"	► 8m	► 100 bar
P/N 973/312	Hose M 3/4" x F 3/4"	► ø 3/4"	► 12m	► 100 bar
P/N 983/301	Hose M 1" x F 1"	► ø 1"	► 1m	► 50 bar
P/N 983/302	Hose M 1" x F 1"	► ø 1"	► 2m	► 50 bar
P/N 993/310	Hose M 3/4" x F 1/2"	► ø 5/8"	► 10m	► 100 bar

OIL

hose reels



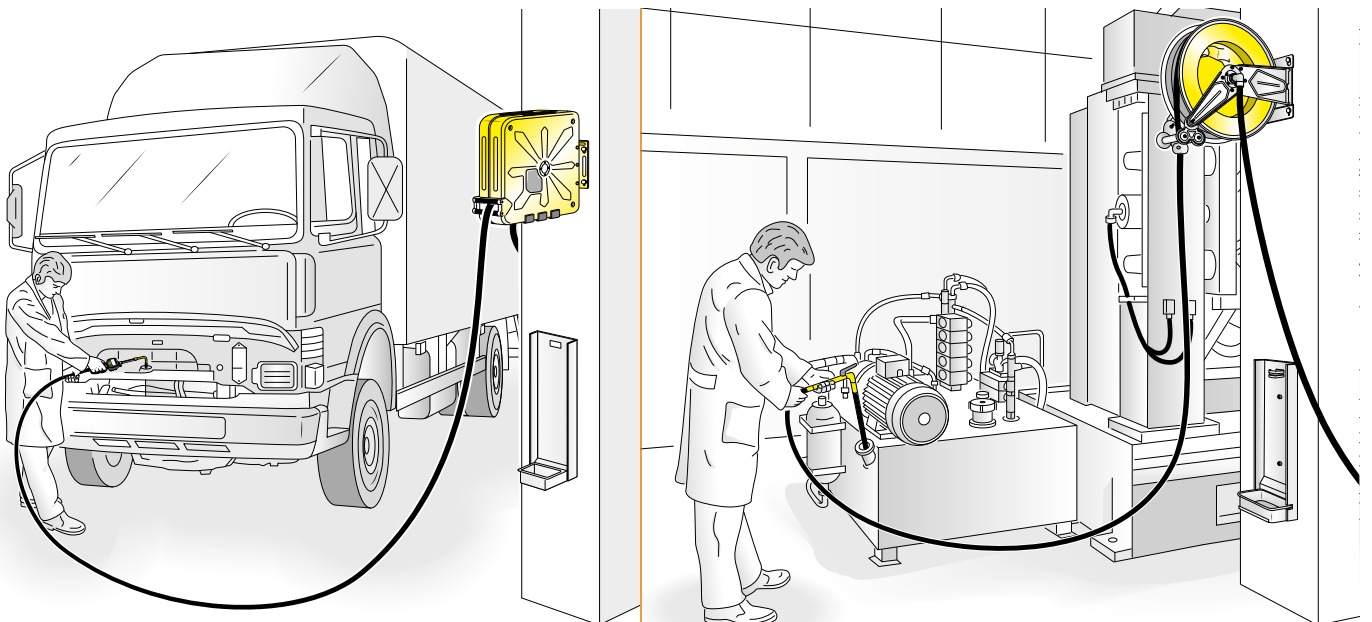
Technology, efficiency and reliability

Ecodora's hose reels come with automatic smooth rewinding system thanks to the constant strength spring. They are available in the following versions: open, enclosed, fix or swiveling with the spool made in painted steel or in ABS material.

They allow to manage any kind of flexible hoses in a practical and safest way for transferring every type of fluids. When in use, hose reels allow to unwind quickly only the desired length of hose. After use, the unwound hose can be re-wound immediately by keeping an orderly workplace free of hindrances, thus improving functionality and safety, and safeguarding hoses against wear and breakage too.

For more information about the whole range of Ecodora's hose reels see the specific Hose reels Catalogue.

USES



Ex In accordance with ATEX directive II 3 GD c X (only for series 4430 ABS)

IIB 2 GD c T4 T135°C X



Supplied with:

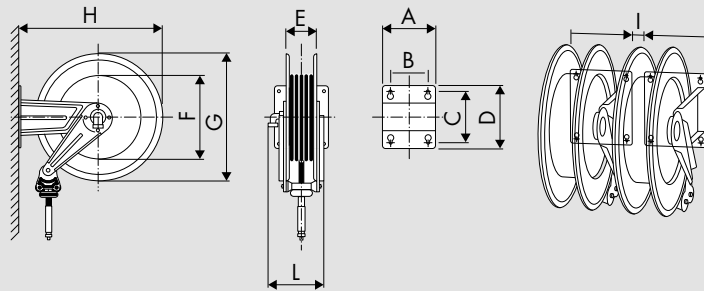
- hose in black synthetic rubber with galvanized steel coupling
- swivel joint in galvanized steel or s. steel AISI 304
- Polyurethane seals
- central shaft in galvanized steel or stainless steel AISI 304
- inlet hose 0,6 m to connect the hose reel to the system (standard on the versions with hose)
- shock proof drum in painted steel or ABS

For the SWIVELLING version add the suffix "/SO" at the P/N.
For example 430/40/SO

INDUSTRIAL HOSE REELS IN PAINTED STEEL

	P/N	Hose supplied	Connection	
			inlet	outlet
S. 430 150 bar	430/40	without hose	F 1/2"G	F 1/2"G
	430/41	10m 1/2" (963/11)	F 1/2"G	M 1/2"G
	430/42	15m 1/2" (963/15)	F 1/2"G	M 1/2"G
S. 430 100 bar	430/415	without hose	F 1/2"G	F 1/2"G
	430/416	10m 5/8" (993/310)	F 3/4"G	M 3/4"G
	430/417	8m 3/4" (973/308)	F 3/4"G	M 3/4"G
S. 4430 ABS 150 bar	4430/40	without hose	F 1/2"G	F 1/2"G
	4430/41	10m 1/2" (963/11)	F 1/2"G	M 1/2"G
	4430/415	without hose	F 1/2"G	F 1/2"G
	4430/416	10m 5/8" (993/310)	F 3/4"G	M 3/4"G
	4430/417	8m 3/4" (973/308)	F 3/4"G	M 3/4"G
S. 430 SUCTION	430/41/AS	10m 1/2" (963/11)	F 1/2"G	M 1/2"G
S. 530 150 bar	530/40	without hose	F 1/2"G	F 1/2"G
	530/41	20m 1/2" (963/20)	F 1/2"G	M 1/2"G
	530/42	25m 1/2" (963/25)	F 1/2"G	M 1/2"G
S. 530 100 bar	530/415	without hose	F 1"G	F 1"G
	530/416	12m 3/4" (973/312)	F 3/4"G	M 3/4"G

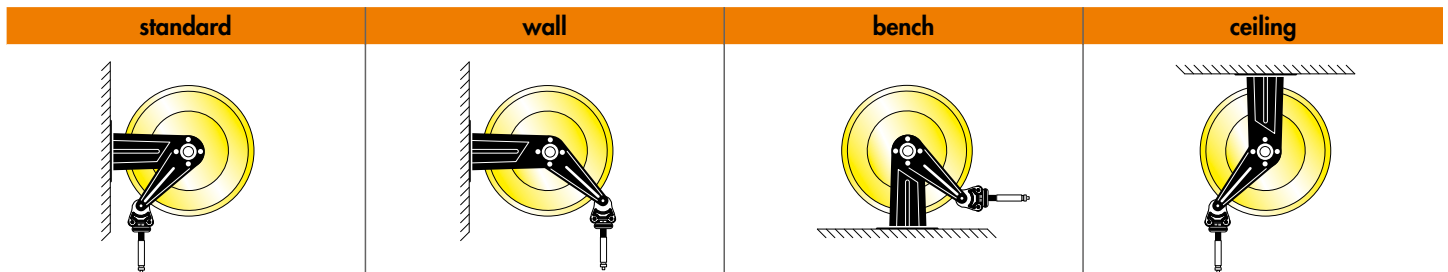
OVERALL DIMENSIONS



Series	A	B	C	D	E	F	G	H	I	L	1-m ³	Kg
430	186	140	196	226	115	261	420	460	20	215	0,098	from 16 to 22,5
530	203	153	220	258	115	328	510	560	20	230	0,120	from 22 to 31,5

EXAMPLE OF INSTALLATION

Arms may be easily adjusted in different positions depending on the needs



Ex in accordance with Atex directive II 3 GD c X (only for series 4440 ABS)

IIB 2 GD c T4 T135°C X



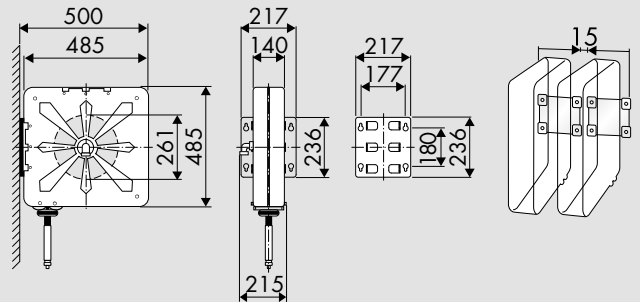
Supplied with:

- hose in black synthetic rubber with galvanized steel coupling
- swivel joint in brass or galvanized steel
- Viton® or Polyurethane seals
- central shaft in galvanized steel
- inlet hose from 0,6 m to 1m to connect the hose reel to the system (standard on the versions with hose)
- internal shock proof drum in painted steel or ABS

INDUSTRIAL HOSE REELS IN PAINTED STEEL

	P/N	Hose supplied	Connection	
			inlet	outlet
S. 440 150 bar	440/40	without hose	F 1/2"G	F 1/2"G
	440/41	10m 1/2" (963/11)	F 1/2"G	M 1/2"G
	440/42	15m 1/2" (963/15)	F 1/2"G	M 1/2"G
S. 440 SUCTION	440/41/AS	10m 1/2" (963/11)	F 1/2"G	M 1/2"G
S. 4440 ABS 150 bar	4440/40	without hose	F 1/2"G	F 1/2"G
	4440/41	10m 1/2" (963/11)	F 1/2"G	M 1/2"G
	4440/42	15m 1/2" (963/15)	F 1/2"G	M 1/2"G

OVERALL DIMENSIONS

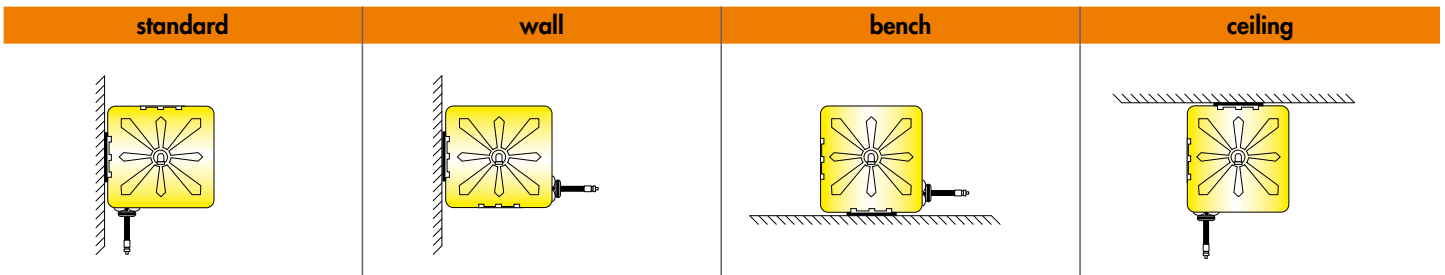


For the SWIVELLING version add the suffix "/SO" at the P/N.
For example: 440/40/SO

No.1 packing m³ 0,111 kg from 23 to 29

EXAMPLE OF INSTALLATION

There are 2 possible positions of the bracket allowing wall, bench or ceiling mounting



ACCESSORIES FOR HOSE REEL

P/N 900

Modular drip-tray, equipped with hook for gun and removable drip-tray. Applied under the hose reel, it is a handy holder for the delivery gun. Essential for a clean and orderly workplace



P/N 430/05

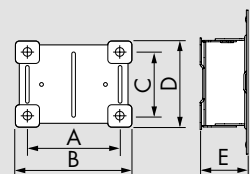
Painted steel swivelling bracket suitable for hose reels Series 430 - 4430 ABS

P/N 440/05


Painted steel swivelling bracket in steel suitable for hose reels Series 440 - 4440 ABS

P/N 530/05

Painted steel swivelling bracket in steel suitable for hose reels Series 530



P/N	A	B	C	D	E
430/05	162	208	118	165	94
440/05	162	208	118	165	94
530/05	162	208	118	165	94



ACCESSORIES FOR OIL PUMPS

P/N OE38027

Rigid suction tube \varnothing 42 mm - 940 mm foot valve with filter for combining with wall-mounted pumps

P/N OE38055

Rigid suction tube \varnothing 34 mm - 1260 mm foot valve with filter for combining with wall-mounted pumps

P/N OE33581

Rigid suction tube \varnothing 34 mm - 940 mm for combining with diaphragm pumps

P/N OE33582

Rigid suction tube \varnothing 34 mm - 1240 mm for combining with diaphragm pumps

P/N OE33427

Rigid s/steel suction tube \varnothing 34 mm - 940 mm for combining with wall-mounted s/steel pumps

P/N OE33428

Rigid s/steel suction tube \varnothing 34 mm - 1260 mm for combining with wall-mounted s/steel pumps



P/N OE38069 *

90° union 3/4" G - F/M

P/N OE38070 *

90° union 1/2" G - F/M

* Articles not manufactured by ECODORA



P/N OE38080

Hose holder \varnothing 1.1/4" with M 3/4" inlet connection

P/N OE38081

Hose holder \varnothing 1.1/4" with M 1" inlet connection

P/N OE38082

Hose holder \varnothing 1.1/4" with M 1.1/4" inlet connection

P/N OE38083

Stainless steel hose holder \varnothing 3/4" with M 1" inlet connection



CONNECTION HOSES

P/N OE38026

Flexible suction tube \varnothing 1.1/4" length 2 m for wall-mounted pumps

P/N OE38028

Flexible suction tube \varnothing 1.1/4" length 1 m for wall-mounted pumps



P/N OE33426

Flexible suction tube \varnothing 3/4" length 2 m for wall-mounted s/steel pumps

EXTENSIONS 1" THREAD

P/N OE38092

Top connector ▶ thread F 1" x F 1" allows to connect pump M 1" thread with extensions M 1" thread



P/N OE10/21

Extension ø 34 mm ▶ thread M 1"G x M 1"G ▶ 460 mm suitable for modular and extendable pumps with F 1" connection

P/N OE10/22

Extension ø 34 mm ▶ thread M 1"G x M 1"G ▶ 660 mm suitable for modular and extendable pumps with F 1" connection

P/N OE10/23

Extension ø 34 mm ▶ thread M 1"G x M 1"G ▶ 960 mm suitable for modular and extendable pumps with F 1" connection

P/N OE10/24

Extension ø 34 mm ▶ thread M 1"G x M 1"G ▶ 1260 mm suitable for modular and extendable pumps with F 1" connection

P/N OE10/25

Extension ø 34 mm ▶ thread M 1"G x M 1"G ▶ 1460 mm suitable for modular and extendable pumps with F 1" connection

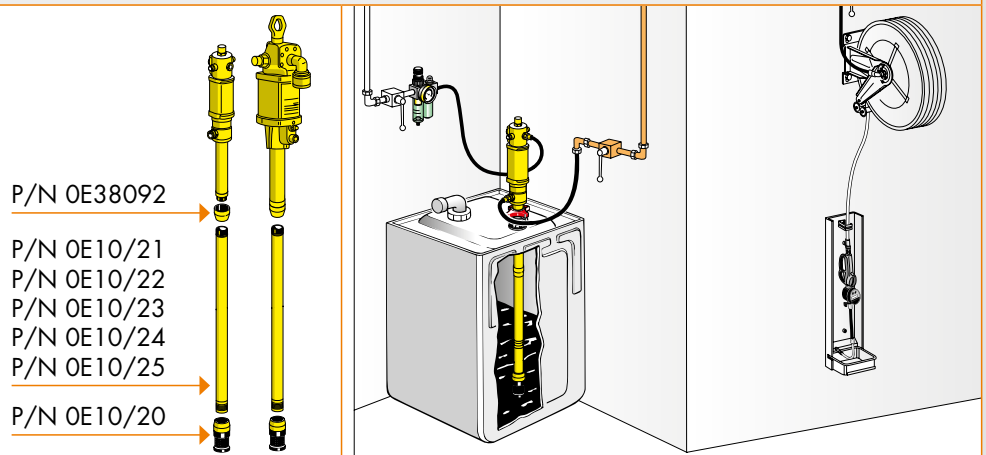


P/N OE10/20


Foot valve with filter ▶ F 1" thread suitable to fit ø 34 extensions M 1"G thread



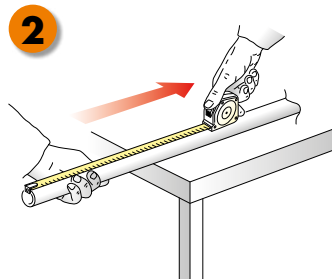
PUMP INSTALLATION WITH CUSTOMISABLE SUCTION TUBE



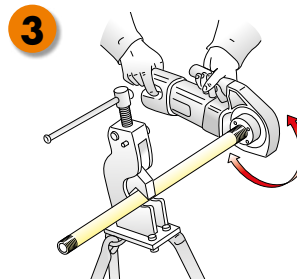
EXTENDABLE PUMPS SUCTION TUBE 1"



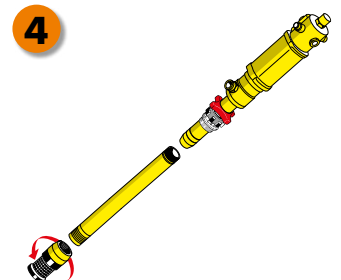
1 Obtain a water pipe (normally available on the market) ø 1" and thickness 2,5 mm



2 Cutting the length suitable for the container



3 Thread the 2 ends with 1" gas male



4 Screw the threaded pipe between the pump and the foot valve (P/N OE10/20)



EXTENSIONS FOR CUSTOMISING PUMPS

P/N OE38084

Top connector F 1" for connection between pump and extension

P/N OE38085

Extension \varnothing 32 mm ▶ 500 mm

P/N OE38086

Connector to joint together to extensions

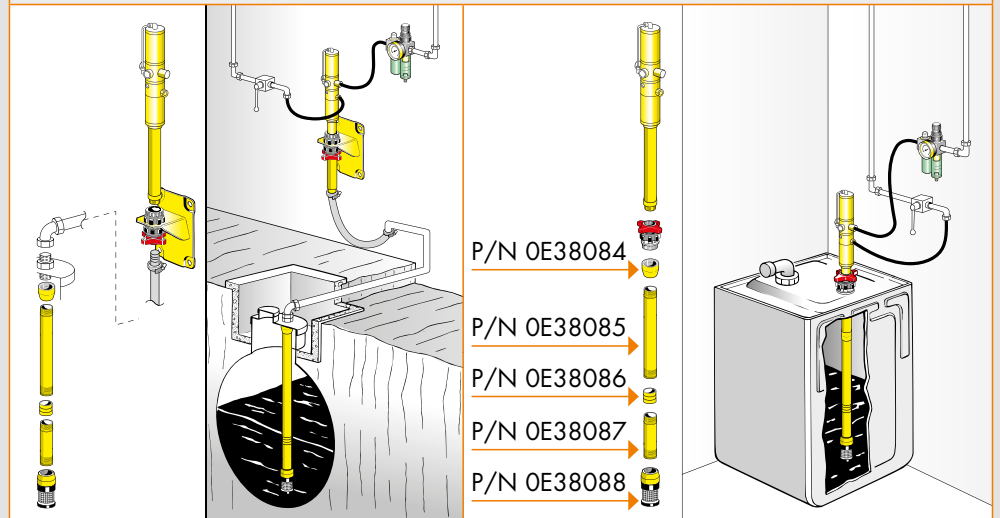
P/N OE38087

Extension \varnothing 32 mm ▶ 200 mm

P/N OE38088

Foot valve complete with union and filter

MODULAR EXTENSION FOR WALL MOUNTED OR DRUM MOUNTED



SUCTION TUBE BOTTOM CONNECTIONS FOR TANKS

P/N OE38089

Differentiated union with valve for suction tubes \varnothing 42 mm with the foot valve removed it enables connection between the suction tube and the modular extensions

P/N OE38093

Union for foot valve \varnothing 42 mm and extensions \varnothing 32 mm

P/N OE38094

Connector M 3/4"xF1" for extensions with thread F 3/4"G

SUCTION TUBE BOTTOM CONNECTIONS

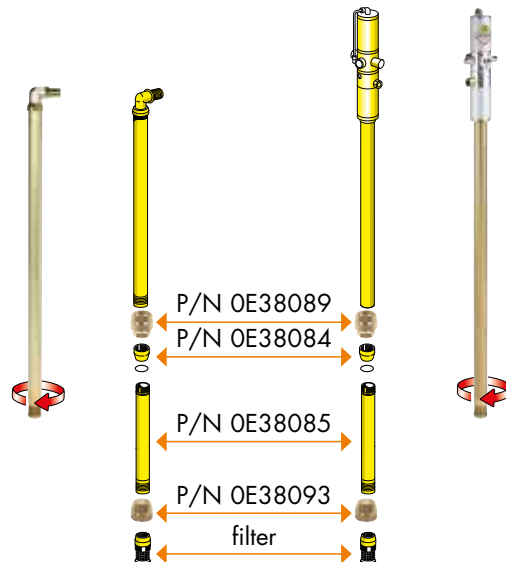
Extension of the rigid suction tube for adapting to tank depth

P/N OE38089

the foot valve removed it enables connection between the suction tube and the modular extensions

P/N OE38093

connects the modular extension, added to the suction tube, to the previously removed foot valve



MODULAR TROLLEYS



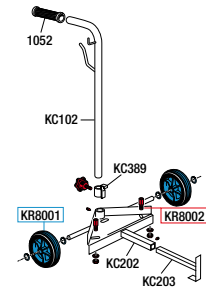
P/N OE80035

Trolley for drums 20 - 60 Kg

► with 2 wheels

No.1 packing m³ 0,010 kg 5

OVERALL DIMENSIONS P:440 H:995 L:395 mm



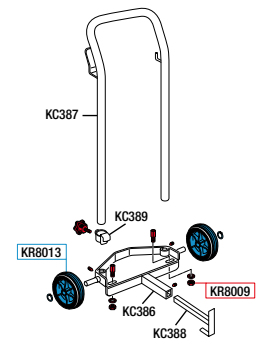
P/N OE80040

Trolley with double handle for drums 20 - 60 Kg

► with 2 wheels

No.1 packing m³ 0,010 kg 6

OVERALL DIMENSIONS P:430 H:990 L:475 mm



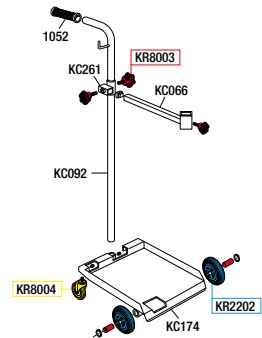
P/N OE80050

Trolley for drums 20 - 60 Kg

► with 4 wheels: 2 fixed wheels and 2 castors

No.1 packing m³ 0,020 kg 9,2

OVERALL DIMENSIONS P:460 H:990 L:500 mm



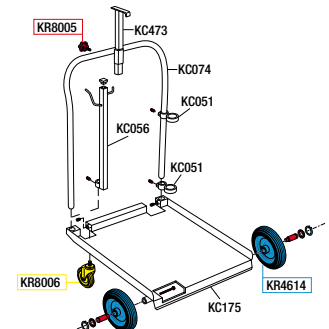
P/N OE80200

Light trolley for drums 180 - 220 Kg

► with 4 wheels: 2 fixed wheels and 2 castors

No.1 packing m³ 0,060 kg 21,9

OVERALL DIMENSIONS P:670 H:870 L:770 mm



MODULAR TROLLEYS



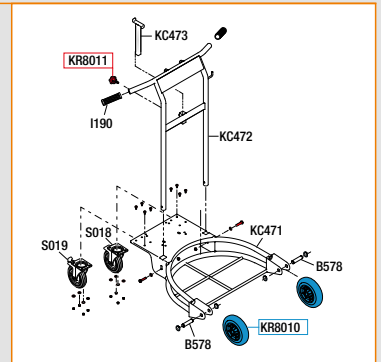
P/N OE80210

Standard trolley for drums 180 - 220 Kg

► with 4 wheels: 2 fixed wheels and 2 castors (1 with block)

📦 No.1 packing m³ 0,18 📊 kg 26,2

OVERALL DIMENSIONS P: H L P:900 H:1150 L:770 mm



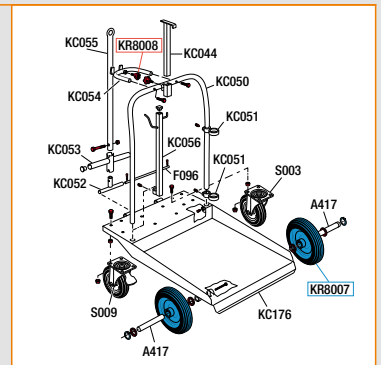
P/N OE80201

Super trolley for drums 180 - 220 Kg

► with 4 wheels: 2 fixed wheels and 2 castors (1 with block)

📦 No.1 packing m³ 0,100 📊 kg 45,9

OVERALL DIMENSIONS P: H L P:930 H:1030 L:810 mm

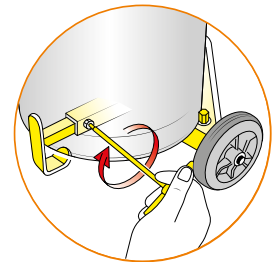
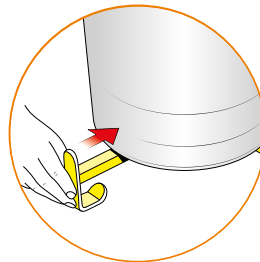
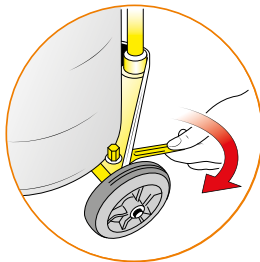



Technical features

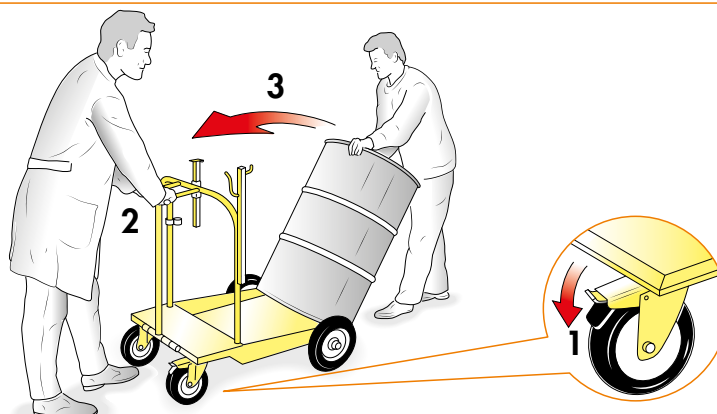
Designed to complete our articles such as oil and grease kits


HOW TO USE

P/N OE80035 - P/N OE80040



P/N OE80200 (without block)
P/N OE80201 (with block)
P/N OE80210 (with block)





FRONTAL SERVICE COLUMNS

P/N OE39320

Frontal service column ▶ suitable for suction unit

No.1 packing m³ 0,265 kg 41

OVERALL DIMENSIONS P:125 H:2450 L:290 mm

P/N OE39321

Frontal service column ▶ suitable for 1 hose reel

No.1 packing m³ 0,265 kg 42

OVERALL DIMENSIONS P:125 H:2450 L:290 mm

P/N OE39421

Frontal service column ▶ suitable for 1 hose reel ▶ made in stainless steel AISI 304

No.1 packing m³ 0,265 kg 37

OVERALL DIMENSIONS P:125 H:2450 L:290 mm

P/N OE39322

Frontal service column ▶ suitable for 2 hose reels

No.1 packing m³ 0,265 kg 48,5

OVERALL DIMENSIONS P:130 H:2450 L:620 mm

P/N OE39422

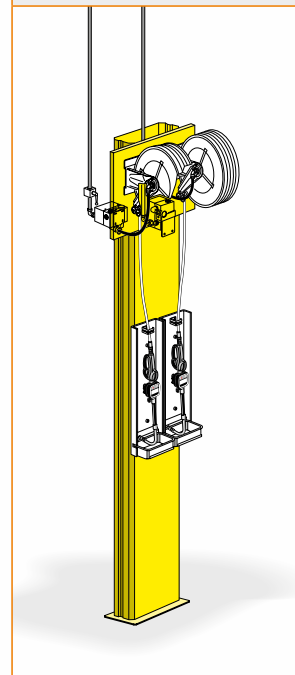
Frontal service column ▶ suitable for 2 hose reels ▶ made in stainless steel AISI 304

No.1 packing m³ 0,265 kg 44

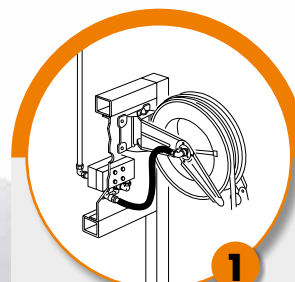
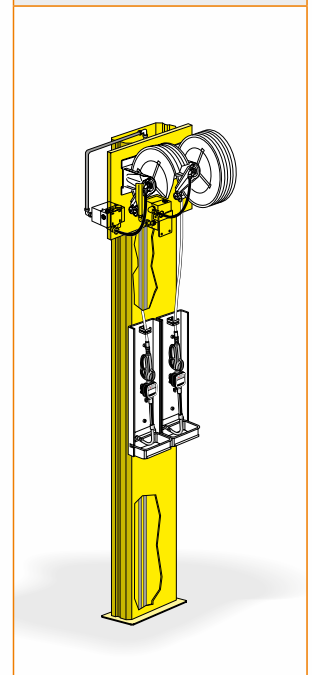
OVERALL DIMENSIONS P:130 H:2450 L:620 mm



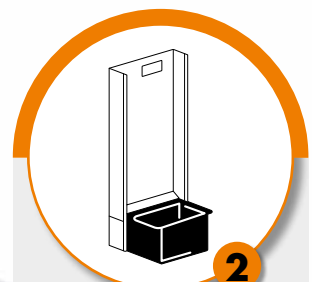
CEILING INSTALLATION



FLOOR INSTALLATION



1
Universal drillings for application of accessories



2
Holes for drip tray

FRONTAL SERVICE COLUMNS

P/N 0E39323

Frontal service column ▶ suitable for 3 hose reels + 4 hose reels S. 260 mounted like below picture

No.1 packing m³ 0,265 kg 54,5

OVERALL DIMENSIONS P:130 H:2450 L:860 mm

P/N 0E39334

Frontal service column ▶ suitable for 4 hose reels + 4 hose reels S. 260 mounted like below picture

No.1 packing m³ 0,460 kg 84,5

OVERALL DIMENSIONS P:240 H:2510 L:1100 mm

P/N 0E39335

Frontal service column ▶ suitable for 5 hose reels + 4 hose reels S. 260 mounted like below picture

No.1 packing m³ 0,460 kg 91

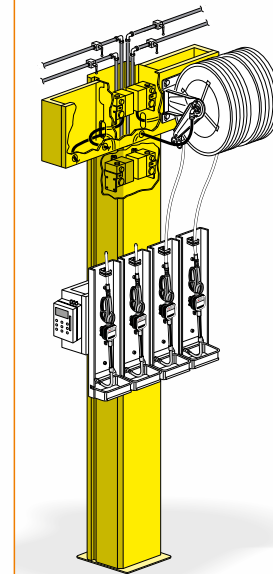
OVERALL DIMENSIONS P:240 H:2510 L:1340 mm

P/N 900

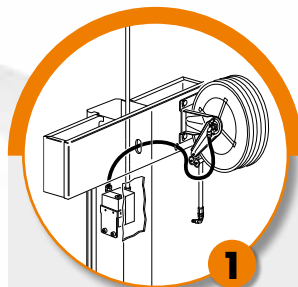
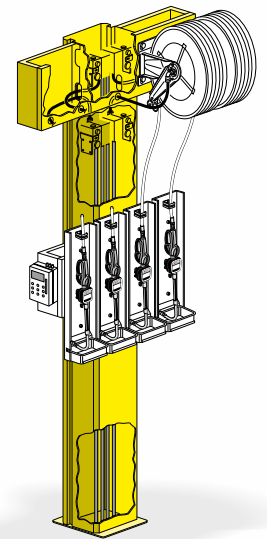
Modular drip-tray, Equipped with hook for gun and removable drip-tray. Applied under the hose reel, it is a handy holder for the delivery gun. Essential for a clean and orderly workplace



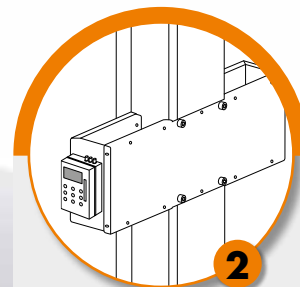
CEILING INSTALLATION



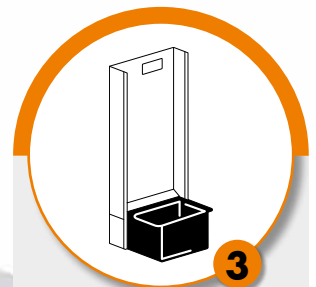
FLOOR INSTALLATION



Universal drillings for application of accessories



Suitable for the installation of the FCS system



Holes for drip tray

FRONTAL SERVICE COLUMNS

P/N 0E39351

Frontal service column ▶ suitable for 2 hose reels + 1 drum 180 - 220 kg

📦 No.2 packing m³ 1,080 🗄️ kg 161

OVERALL DIMENSIONS P:895 H:2600 L:1100 mm

P/N 0E39352

Frontal service column ▶ suitable for 3 hose reels + 2 drums 180 - 220 kg

📦 No.2 packing m³ 1,120 🗄️ kg 183,5

OVERALL DIMENSIONS P:895 H:2600 L:1450 mm

P/N 0E39901

Containment tank ▶ suitable for 1 drum 180 - 220 Kg (capacity 197 litre)

📦 No.1 packing m³ 0,525 🗄️ kg 51

OVERALL DIMENSIONS P:830 H:350 L:1000 mm

P/N 0E39902

Containment tank ▶ suitable for 2 drums 180 - 220 Kg (capacity 266 litre)

📦 No.1 packing m³ 0,670 🗄️ kg 64,5

OVERALL DIMENSIONS P:830 H:350 L:1350 mm



SUMP CAPACITY

Sump capacity is at least 1/3 of the total volume stored or not less than the biggest barrel, whichever is the greater

1
Universal drillings for application of accessories

2
Holes for application of suction pump

3
Holes for drip tray



FRONTAL SERVICE COLUMNS

P/N 0E39304

Frontal service column ▶ suitable for 4 hose reels

📦 No.1 packing m³ 0,520 📊 kg 136

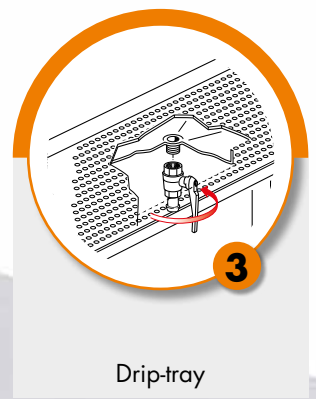
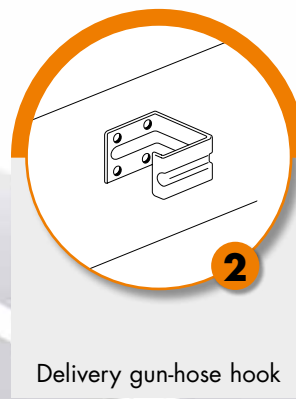
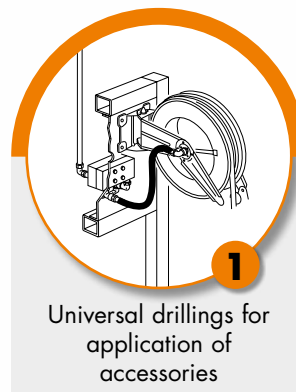
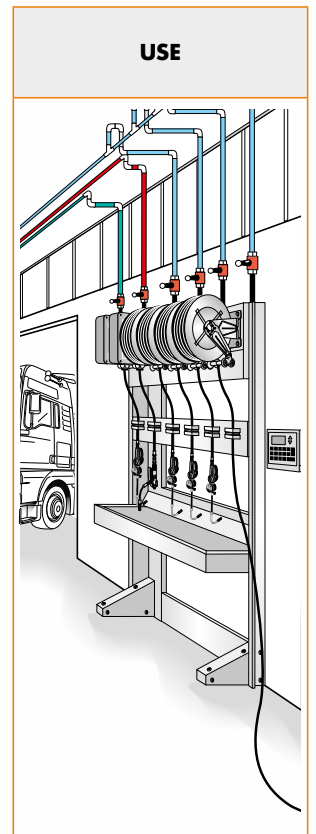
OVERALL DIMENSIONS P:485 H:2340 L:1070 mm

P/N 0E39307

Frontal service column ▶ suitable for 6 hose reels

📦 No.1 packing m³ 0,650 📊 kg 166

OVERALL DIMENSIONS P:485 H:2340 L:1550 mm



BILATERAL SERVICE COLUMNS

P/N 0E39314

Bilateral service column ▶ suitable for 4 hose reels + 2 hose reels S. 260 mounted on the bottom side (see below picture)

No.1 packing m³ 0,77 kg 265

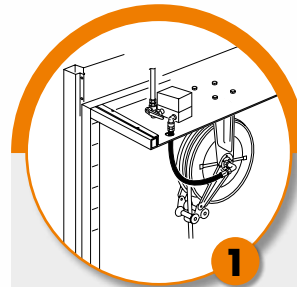
OVERALL DIMENSIONS P:600 H:2640 L:1290 mm

P/N 0E39317

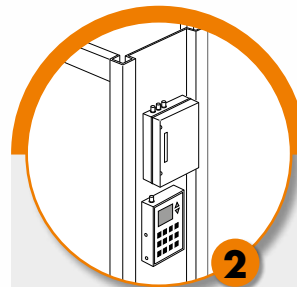
Bilateral service column ▶ suitable for 6 hose reels + 2 hose reels S. 260 mounted on the bottom side (see below picture)

No.1 packing m³ 0,86 kg 305

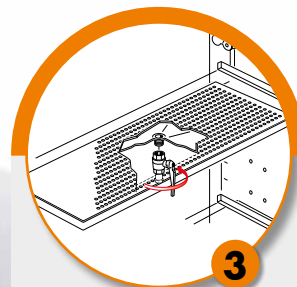
OVERALL DIMENSIONS P:600 H:2640 L:1770 mm



1
Universal drillings for application of accessories

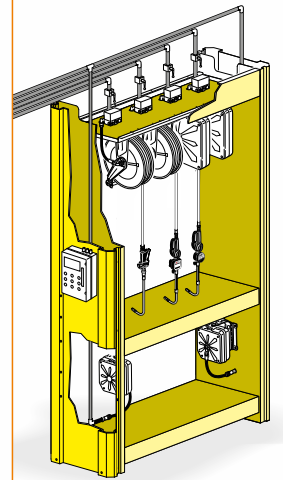


2
Suitable for the installation of the FCS system

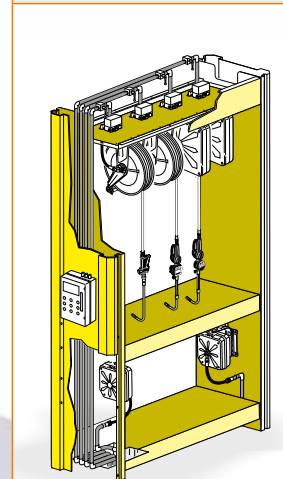


3
Drip-tray

CEILING INSTALLATION



FLOOR INSTALLATION



FRONTAL/BILATERAL SERVICE COLUMNS

P/N OE39336

Bilateral service column ▶ suitable for 3 + 3 + 4 hose reels S. 260 mounted like (see below picture)

📦 No.1 packing m³ 0,460 📊 kg 86

OVERALL DIMENSIONS P:240 H:2510 L:860 mm

P/N OE39338

Bilateral service column ▶ suitable for 4 + 4 + 4 hose reels S. 260 mounted like (see below picture)

📦 No.1 packing m³ 0,460 📊 kg 94

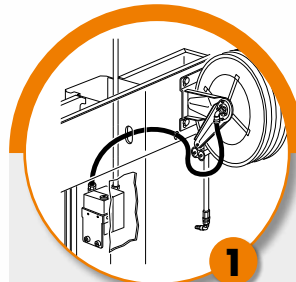

OVERALL DIMENSIONS P:240 H:2510 L:1100 mm

P/N OE39340

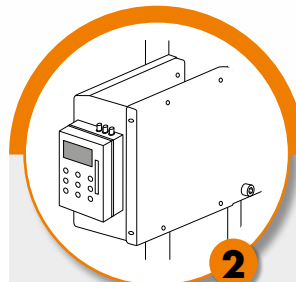
Bilateral service column ▶ suitable for 5 + 5 + 4 hose reels S. 260 mounted like (see below picture)

📦 No.1 packing m³ 0,460 📊 kg 101

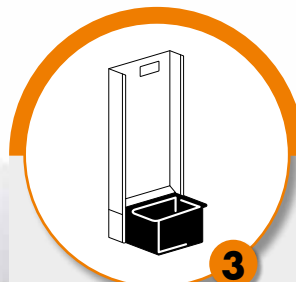
OVERALL DIMENSIONS P:240 H:2510 L:1340 mm



1
Universal drillings for application of accessories

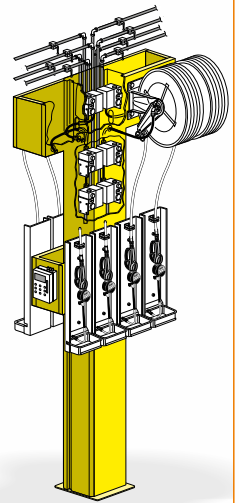


2
Suitable for the installation of the FCS system

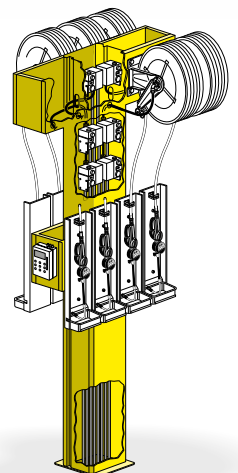


3
Holes for drip tray

CEILING INSTALLATION



FLOOR INSTALLATION



BILATERAL SERVICE COLUMNS

P/N OE39324

Bilateral service column ▶ suitable for 4 + 2 hose reels S. 260 mounted on the bottom side

📦 No.1 packing m³ 1,035 📊 kg 228

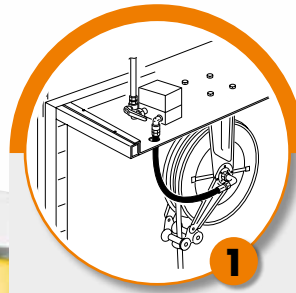
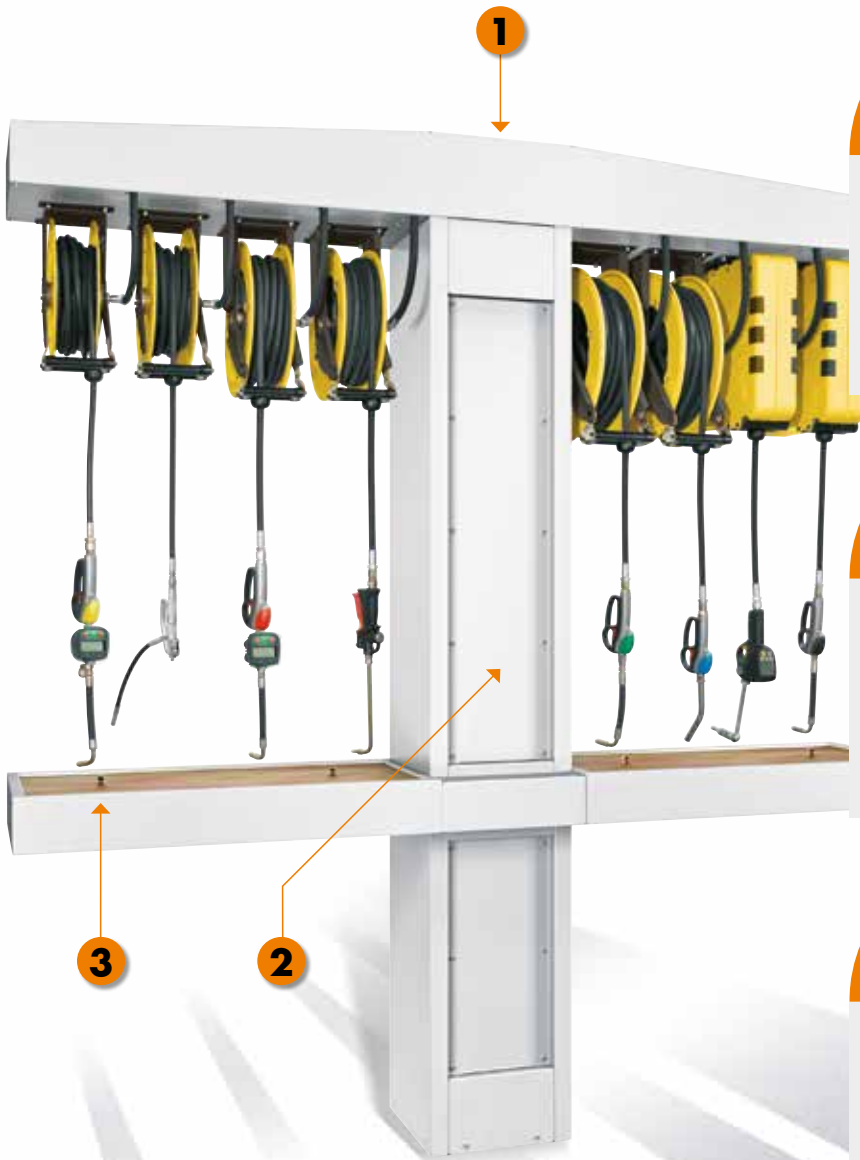
OVERALL DIMENSIONS P:505 H:2685 L:1452 mm

P/N OE39328

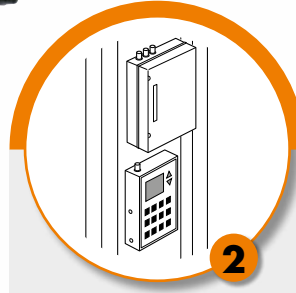
Bilateral service column ▶ suitable for 8 + 2 hose reels S. 260 mounted on the bottom side

📦 No.1 packing m³ 1,035 📊 kg 276


OVERALL DIMENSIONS P:505 H:2685 L:2503 mm



Universal drillings for application of accessories

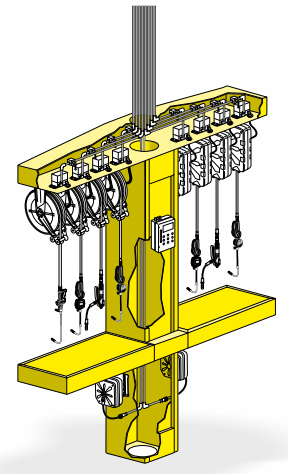


Suitable for the installation of the FCS system

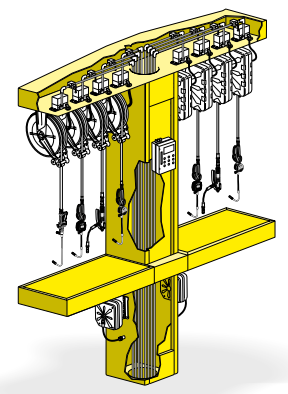


Drip tray

CEILING INSTALLATION



FLOOR INSTALLATION



P/N	Page	P/N	Page	P/N	Page
OE10/10	59	OE26093	27	OE33301	31
OE10/11	59	OE26094	27	OE33360	31
OE10/14	58	OE2B3/16117NH52	35	OE33396	31
OE10/15	58	OE2B3/16117TT52	35	OE33426	65
OE10/20	66	OE2B8/16117NH52	35	OE33427	65
OE10/21	66	OE2B8/16117TT52	35	OE33428	65
OE10/22	66	OE30050	24	OE33434	58
OE10/23	66	OE30200	24	OE33445	31-54
OE10/24	66	OE31200	24	OE33446	54
OE10/25	66	OE31201	24	OE33500	34
OE10705	4	OE32016	25	OE33505	34
OE10801	5	OE32024	25	OE33510	43
OE10802	5	OE32065	25	OE33520	43
OE10805	4	OE32713	25	OE33530	43
OE10807	4	OE33/2011NHHV2	34	OE33550	21-41
OE11000/A	5	OE33/2611NHHV2	34	OE33581	65
OE11000/B	5	OE33/3011NHHV2	35	OE33582	65
OE11000/C	5	OE33016	25	OE33590	58
OE11000/D	5	OE33024	25	OE33591	58
OE11000/E	5	OE33060	27	OE35060	29
OE11000/F	5	OE33070	28	OE35061	29
OE11000/G	5	OE33071	28	OE35076	29
OE11000/H	5	OE33072	28	OE35094	29
OE11000/I	5	OE33073	28	OE35160	29
OE11000/K	5	OE33094	27	OE35161	29
OE11000/L	5	OE33096	27	OE35163	29
OE11000/M	5	OE33106	60	OE35173	29
OE11000/P	5	OE33107	60	OE35176	29
OE11000/R	5	OE33108	60	OE35194	29
OE11000/T	5	OE33109	60	OE35196	29
OE11000/U	5	OE33111	60	OE35199-S	36
OE11000/W	4	OE33112	60	OE35200-S	36
OE11000/X	5	OE33113	60	OE35210-S	36
OE11000/Y	5	OE33114	60	OE35220-S	37
OE11000/Z	5	OE33115	58	OE35250-S	38
OE11001	4	OE33116	60	OE35265-S	38
OE11002	4	OE33117	60	OE35270-S	38
OE11003	5	OE33118	60	OE35275-S	39
OE11003/1	5	OE33119	60	OE35276-S	39
OE11003/2	5	OE33120	48	OE35280-S	40
OE11003/3	5	OE33121	49	OE35281-S	40
OE11003/4	5	OE33125	21-41	OE35285-S	41
OE11003/5	5	OE33126	59	OE35293-S	41
OE11003/6	5	OE33127	59	OE35296-S	41
OE11003/7	5	OE33134	21-41	OE35425-S	37
OE11003/8	5	OE33140	51	OE36060	30
OE11003/9	5	OE33146	53	OE36061	30
OE11004	5	OE33147	53	OE36063	30
OE115F/91	33	OE33148	53	OE36073	30
OE22017	6	OE33150	53	OE36076	30
OE22024	6	OE33151	53	OE36094	30
OE23024	6	OE33152	53	OE36096	30
OE23025	6	OE33153	53	OE36340	42
OE24801	6	OE33170	28	OE36350	42
OE24804	6	OE33171	28	OE36610-S	42
OE24805	6	OE33172	28	OE36620-S	42
OE24806	6	OE33173	28	OE37095-S	37
OE24807	6	OE33275	60	OE37099-S	36
OE24891	6-25-38	OE33276	60	OE37100-S	36
OE26090	27	OE33277	60	OE37150-S	36
OE26091	27	OE33300	31	OE37200-S	37

P/N	Page	P/N	Page	P/N	Page
OE37500-S	38	OE38010	56	OE38089	67
OE37650-S	38	OE38011	56	OE38092	66
OE37670-S	38	OE38012	56	OE38093	67
OE37675-S	39	OE38013	56	OE38094	67
OE37676-S	39	OE38014	56	OE38095	59
OE37679-S	40	OE38015	56	OE38096	59
OE37680-S	40	OE38016	56	OE38097	60
OE37683	45	OE38017	56	OE38098	60
OE37686	44	OE38018	56	OE38099	59
OE37687	44	OE38020	49	OE38100	59
OE37688	44	OE38021	49	OE38102	45
OE37689	44	OE38022	49	OE38105	45
OE37690	44	OE38023	48	OE38109	56
OE37691	44	OE38024	48	OE38110	56
OE37692	45	OE38025	48	OE38111	56
OE37693	45	OE38026	65	OE38115	56
OE37695-S	44	OE38027	65	OE38116	56
OE37697-S	44	OE38028	65	OE38120	60
OE37698-S	44	OE38029	57	OE38121	60
OE37699	45	OE38030	57	OE38130	61
OE37701	55	OE38031	57	OE38131	61
OE37703	55	OE38032	57	OE38132	61
OE37704	55	OE38033	57	OE38140	48
OE37728	48	OE38034	57	OE38141	48
OE37729	48	OE38035	57	OE38145	48
OE37730	48	OE38037	57	OE38146	48
OE37740	50	OE38038	57	OE38150	49
OE37741	50	OE38039	57	OE38151	49
OE37742	50	OE38040	57	OE38155	49
OE37743	50	OE38042	58	OE38156	49
OE37750	51	OE38043	58	OE38160	54
OE37751	51	OE38044	58	OE38161	54
OE37752	51	OE38046	58	OE38210	61
OE37758	49	OE38047	58	OE38211	61
OE37759	49	OE38051	58	OE39304	73
OE37760	49	OE38052	58	OE39307	73
OE37762	54	OE38055	65	OE39314	74
OE37763	54	OE38062	56	OE39317	74
OE37764	54	OE38063	57	OE39320	70
OE37775	52	OE38064	56	OE39321	70
OE37776	52	OE38065	57	OE39322	70
OE37777	52	OE38066	57	OE39323	71
OE37778	52	OE38069	65	OE39324	76
OE37780	46	OE38070	65	OE39328	76
OE37781	46	OE38071	60	OE39334	71
OE37782	46	OE38072	60	OE39335	71
OE37785	46	OE38073	60	OE39336	75
OE37786	50	OE38075	60	OE39338	75
OE37787	50	OE38076	60	OE39340	75
OE37788	50	OE38077	60	OE39351	72
OE37790	54	OE38078	60	OE39352	72
OE37791	54	OE38079	60	OE39421	70
OE37792	54	OE38080	65	OE39422	70
OE37794	51	OE38081	65	OE39901	72
OE37795	51	OE38082	65	OE39902	72
OE37796	51	OE38083	65	OE42000	12
OE37797	52	OE38084	67	OE42004	12
OE37798	52	OE38085	67	OE42050	12
OE37799	52	OE38086	67	OE42055	10
OE37830	45	OE38087	67	OE42056	10
OE38009	56	OE38088	67	OE42059	10

P/N	Page	P/N	Page	P/N	Page
OE42060	10	OE45515	22	430/41	63
OE42061	10	OE45516	22	430/41/AS	63
OE42062	10	OE45517	22	430/415	63
OE42065	13	OE45518	22	430/416	63
OE42066	13	OE45526	22	430/417	63
OE42069	11	OE45527	22	430/42	63
OE42070	11	OE45528	22	440/05	64
OE42072	11	OE45538	22	440/40	64
OE42073	11	OE45539	22	440/41	64
OE42075	11	OE45540	22	440/41/AS	64
OE42076	11	OE45550	23	440/42	64
OE42090	13	OE45551	23	4430/40	63
OE42091	13	OE45552	23	4430/41	63
OE43016	14	OE45560	22	4430/415	63
OE43024	14	OE45561	22	4430/416	63
OE43060	14	OE45570	23	4430/417	63
OE43065	15	OE46064	16	4430/42	63
OE43090	14	OE46065	16	4440/40	64
OE43091	15	OE46114	16	4440/41	64
OE44060	15	OE46115	16	4440/42	64
OE44065	15	OE46116	17	530/05	64
OE44090	15	OE46215	17	530/40	63
OE44091	15	OE52010	9	530/41	63
OE45100	18	OE52013	8	530/415	63
OE45110	18	OE52015	8	530/416	63
OE45111	19	OE52020	8	530/42	63
OE45150	19	OE52024	8	900	64-71-76
OE45180	19	OE53016	8	932/1	61
OE45200	20	OE53024	8	932/2	61
OE45250	20	OE70365	7	963/06	61
OE45280	20	OE70809	7	963/1	61
OE45290	20	OE80035	68	963/11	61
OE45291	20	OE80040	68	963/15	61
OE45292	20	OE80050	68	963/2	61
OE45300	18	OE80200	68	963/20	61
OE45310	18	OE80201	69	963/25	61
OE45311	19	OE80210	69	963/4	61
OE45498	22	OE90C/111	33	973/305	61
OE45499	22	OE90C/51	32	973/306	61
OE45500	22	OE90C/71	32	973/308	61
OE45501	22	OE91C/111	33	973/312	61
OE45502	22	OE91C/71	32	983/301	61
OE45504	22	260/01	9	983/302	61
OE45505	22	430/05	64	993/310	61
OE45506	22	430/40	63		



All rights reserved to Ecodora s.r.l.

Ecodora S.r.l.
Vicenza - Italy
tel. +39 0424 570891
fax +39 0424 571354
www.ecodora.com
info@ecodora.com



WECE14LO-2-GB

CE Made in Italy