




**MODULAR TOOL TRAY SYSTEM**

The POLAR Modular Tool Tray System consists of two different sizes. The 'Triple' type takes up the same space as three 'Single' type trays, as shown in below drawing, giving multiple combinations for our range of trolleys and tool chests.



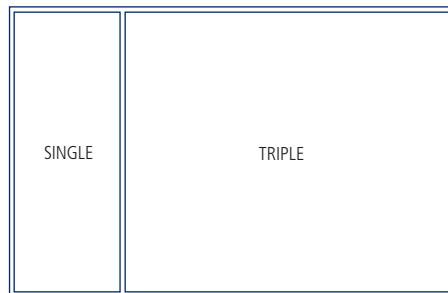
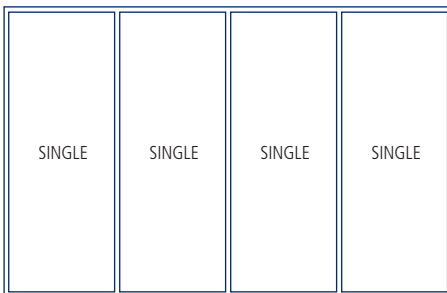
**SINGLE TRAY**  
370 X 140 MM



**TRIPLE TRAY**  
370 X 415 MM

**EXAMPLES**

TOOL TRAYS IN **EASY DRAWERS** AND **DRAWER CHESTS (3D + 4D)**



TOOL TRAYS IN **X-LARGE DRAWERS**

