






**9010 A MAGNETIC PARTS TRAY, ROUND**

- Round stainless steel tray features powerful mounting magnet.
- Securely holds small parts and tools.
- The magnet is covered with protective rubber.
- Surface: Chrome plated finish.






<b>ITEM NO.</b>		<b>Ø</b>	<b>H</b>		
9010-0001	5704196+ 027449	MM 147	MM 25	G 328	1

**9010 B MAGNETIC PARTS TRAY, RECTANGULAR**

- Rectangular magnetic tray holds metal parts and small tools.
- Magnetically attaches to any flat iron or steel surface.
- The magnet is covered with protective rubber.
- Surface: Chrome plated finish.



<b>ITEM NO.</b>		<b>SIZE</b>	<b>H</b>		
9010-0002	5704196+ 027456	MM 240 x 140	MM 25	G 620	1

**9705 RECHARGEABLE COB LED WORK LAMP**

**ITEM NO. 9705-0001**

	5704196 016467		205 G		1
---	----------------	---	-------	---	---

- Powerful 270 lumen illumination.
- Strong ABS housing with IP 64 protection.
- The COB LED provides strong and smooth luminous for large area lighting.
- The torch provides intensive and focus luminous for narrow space and long distance lighting.
- Emergency function: Lamp automatically turns on if charging power is interrupted.
- Double switches to control COB and Torch luminous.
- Belt clip, Built-in Magnet and hook for easy carrying and positioning.
- Fast charging, 2.5 hrs.
- Light output: COB = 270 Lm/Torch 2500 LUX (at 0.5 m distance)
- Li-Ion Battery: 3.7V 1900 mAh
- Operating time: COB=100 min. / Torch=180 min
- Charger voltage: 180-240V AC/50-60 Hz
- Charger output: 5 V / 1A

